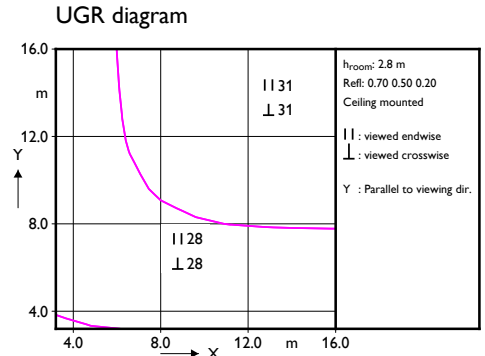
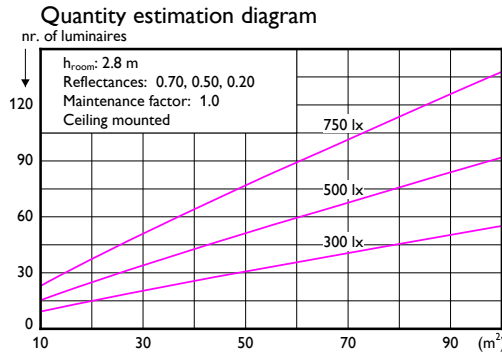
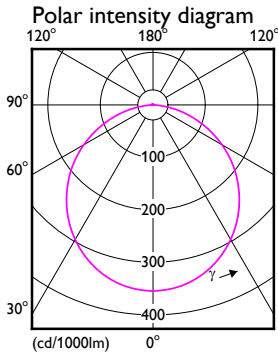


Downlight 1 x 9290026716 4000K
1 x 600 lm



Light output ratio 1.00
 Service upward 0.01
 Service downward 0.99
 CIE flux code 47 79 96 99 100
 UGRcen (4Hx8H, 0.25H) 29

Utilisation factor table

Room Index k	Reflectances (%) for ceiling, walls and working plane (CIE)												
	0.80			0.70			0.50			0.30			0.00
	0.80	0.50	0.30	0.80	0.50	0.30	0.80	0.50	0.30	0.80	0.50	0.30	0.00
0.60	0.48	0.46	0.47	0.46	0.45	0.38	0.37	0.32	0.37	0.32	0.30	0.00	
0.80	0.59	0.55	0.58	0.56	0.54	0.47	0.46	0.41	0.45	0.41	0.39	0.00	
1.00	0.68	0.63	0.66	0.64	0.62	0.55	0.54	0.49	0.53	0.48	0.46	0.00	
1.25	0.76	0.70	0.75	0.72	0.69	0.62	0.61	0.56	0.60	0.56	0.53	0.00	
1.50	0.83	0.75	0.81	0.77	0.74	0.68	0.67	0.62	0.65	0.61	0.59	0.00	
2.00	0.93	0.83	0.90	0.86	0.82	0.76	0.75	0.71	0.74	0.70	0.68	0.00	
2.50	1.00	0.88	0.97	0.92	0.87	0.82	0.81	0.77	0.79	0.76	0.73	0.00	
3.00	1.04	0.91	1.01	0.95	0.90	0.86	0.84	0.81	0.83	0.80	0.77	0.00	
4.00	1.10	0.96	1.07	1.00	0.94	0.91	0.89	0.87	0.87	0.85	0.82	0.00	
5.00	1.14	0.98	1.10	1.03	0.97	0.94	0.92	0.90	0.90	0.88	0.85	0.00	

Ceiling mounted

Luminance Table

Plane Cone	0.0	15.0	30.0	45.0	60.0	75.0	90.0
45.0	34091	34091	34091	34091	34091	34091	34091
50.0	33374	33374	33374	33374	33374	33374	33374
55.0	32527	32527	32527	32527	32527	32527	32527
60.0	31330	31330	31330	31330	31330	31330	31330
65.0	30004	30004	30004	30004	30004	30004	30004
70.0	27812	27812	27812	27812	27812	27812	27812
75.0	25130	25130	25130	25130	25130	25130	25130
80.0	21142	21142	21142	21142	21142	21142	21142
85.0	15246	15246	15246	15246	15246	15246	15246
90.0	1545	1545	1545	1545	1545	1545	1545

(cd/m²)