

**PHILIPS**

Sensors

EasyAir

SNS412/w MC



## Datasheet

# EasyAir SNS412/w MC

The Philips EasyAir SNS412 MC is a radio transceiver for wireless control of luminaires via wireless switches, ZigBee commands from sensors or a gateway. It features all functions of its predecessor SNS410 MC while providing the technical basis for future innovations. Philips EasyAir SNS412 MC has the same form factor as the Philips EasyAir SNS212 MC sensor. It operates with Xitanium SR or D4i certified drivers to make a simple two-wire connection between sensor and driver, thus eliminating the need for multiple components and auxiliary devices. The result is a cost effective and easy to design-in solution ideal for energy savings. An intuitive app makes configuration and commissioning during and after installation fast and easy using Philips MasterConnect app.

### Features

- Simple grouping of luminaires to a wireless switch or ZGP sensor with Philips MasterConnect app.
- Selection of luminaires using a list based on BLE or pointing with standard flashlight.
- Zigbee 3.0 and D4i certified
- Compact size, 2-wire connection
- Operates with Philips Xitanium SR drivers and qualified wireless switches
- Tunable White with Philips FlexTune driver
- Simple room level energy reporting with CSV file saved on the phone

### Benefits

- Quick task tuning in the field to optimize light levels, colour temperature and power
- Fits into existing and new-design luminaires
- Cost-effective solution for energy-savings
- 5-year limited system warranty with Philips Xitanium SR drivers
- Configuration and commissioning from the floor
- Compatibility with qualified gateways

### Applications

- Conference rooms
- Individual offices
- Open offices
- Classrooms
- Storage and break areas
- Restrooms
- Lobbies
- Stairways
- Canteen or coffee areas

March 2025



Ordering Information

Commercial product name	Colour	Description	EOC	12NC	Carton Quantity
EasyAir SNS412/w MC	White	Radio tranceiver Advanced Grouping	871951445913700	929003416906	50 pcs

Product Data

All specifications are typical and at 25 °C Tcase unless otherwise specified.

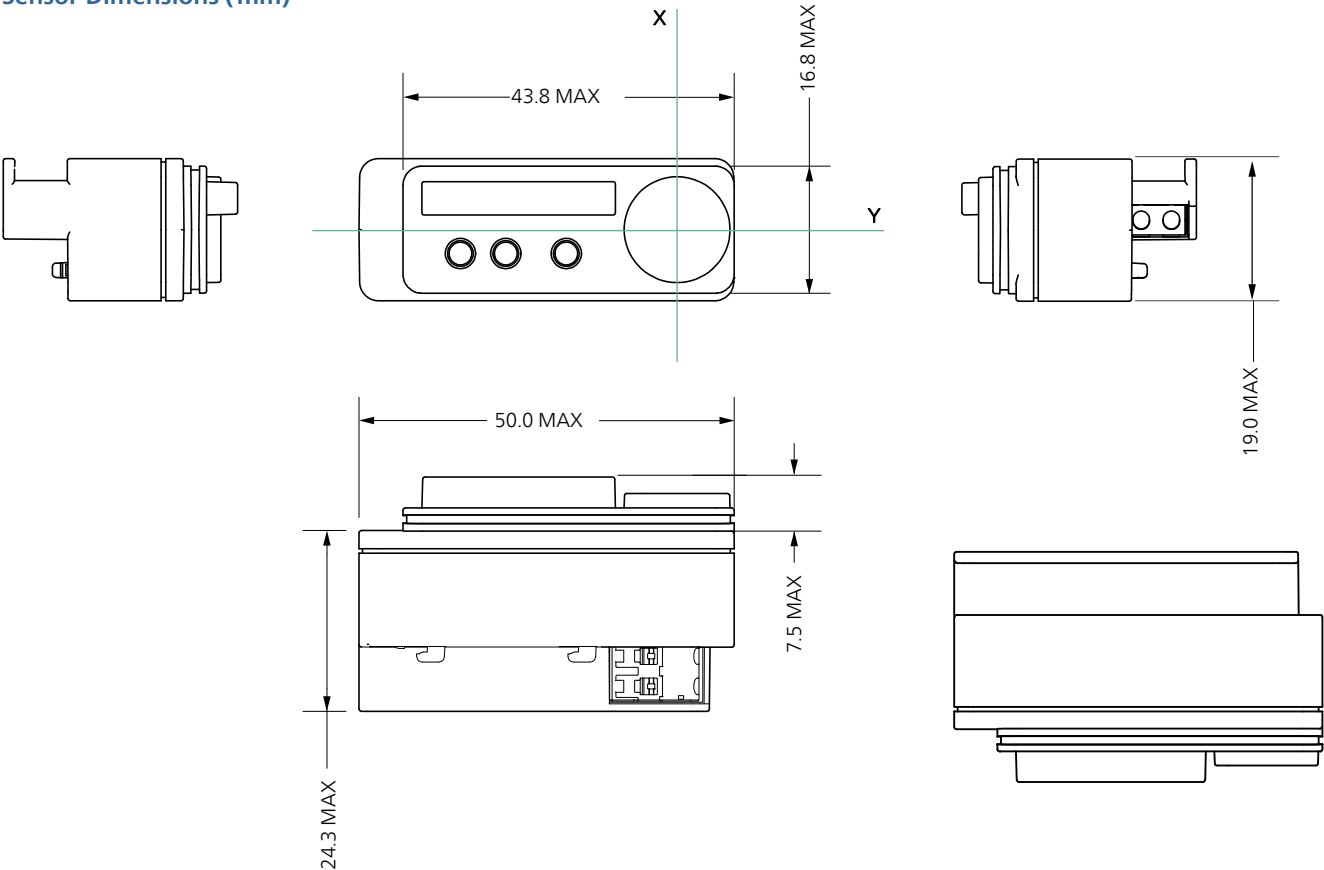
Physical Information	
Overall Dimensions	50 mm x 19.0 mm x 31.5 mm
Housing (Luminaire Hole)	44 mm x 17 mm (l x w)
Net Weight per Piece	16 gr
Volume required Inside Luminaire (LxWxH)	50 mm x 19 mm x 24 mm
Color	White
Connectors	WAGO 2060/BJB 46.132 2-pole terminal block rated for AWG24 to AWG18 solid or stranded wire
Input wire cross-section (solid conductor wire)	0.25 - 0.75 mm², 18 - 24 AWG
Input wire cross-section (stranded wire)	0.3 - 0.5 mm², 20 - 22 AWG
Electrical Information	
Input Voltage	Powered by SR driver low-voltage interface
Current Consumption	9.5 mA
Nominal Power Consumption	140 mW
Standby Power	< 1 W on luminaire level, including driver standby power
Frequency	2.4 GHz
Task Tuning	
Field Task Level	0-100%
Tunable White	With Philips FlexTune driver, default factory setting: 4000K
Environment & Approbation	
Operating Ambient Temperature Range	-30°C to 65°C
Operating Humidity	0 – 85% non condensing
Storage Temperature	-25°C to 85°C
Storage Humidity	0-95% non condensing
Pollution degree	2
Ingress Protection	IP20
Max Case Temperature (Tcase)	65°C
Agency Approbations	CE, ENEC, CB, RCM
Warranty	5 years
Digital Interface	Xitanium SR
Other	
Wireless protocol	2.4 GHz, IEEE 802.15.4
Encryption	AES - 128
Status Indicators	Yellow LED: power is on
Energy reporting	Group/Room level using Philips MasterConnect App. Report saved as CSV file on the phone.
Max no. Devices in a Group	120 (including ZGP switches)
No. SR-Drivers per Sensor	4 max (limited to 1 driver per sensor for support of Tunable White and Energy Reporting features)
Max Distance Switch-to-First-Luminaire	10 m line-of-sight
Max Distance Luminaire-to-Luminaire	12 m line-of-sight
No. Switches per Group	15 max, 5 max per zone
No. Zones per Group	15 max
Field Configuration	via BLE, parameters set via Philips MasterConnect App
BLE range for user to luminaire	10m line-of-sight

## Compatible LED Drivers

Logistic code 12NC	Description
9290 034 23706	Xitanium SR Bridge built-in
9290 034 23806	Xitanium SR Bridge independent
9290 015 16306	Xitanium 36W 0.3-1A 54V SR 230V
9290 016 95806	Xitanium 150W 0.2-0.7A 300V SR 230V iXt
9290 016 95706	Xitanium 100W 0.15-0.5A 300V SR 230V iXt
9290 016 93706	Xitanium 36W 0.08-0.4A 220V SR FlexTune 230V
9290 016 93806	Xitanium 75W 0.15-0.7A 220V SR FlexTune 230V
9290 028 61106	Xitanium 20W WH 0.15-0.5A 54V SR Is 230V
9290 028 61206	Xitanium 36W WH 0.3-1.05A 54V SR Is 230V
9290 028 61306	Xitanium 50W WH 0.7-1.5A 54V SR Is 230V
9290 028 80406	Xitanium 12W 0.08-0.5A 25V SR 230V
9290 028 80506	Xitanium 23W 0.15-0.7A 41V SR 230V
9290 029 33606	Xitanium 36W 0.3-1.0A 54V SR 230V G2
9290 029 33706	Xitanium 75W 0.7-2.0A 54V SR 230V G2
9290 034 10506	Xitanium 35W 0.08-0.35A 220V SR 230V G2
9290 034 10606	Xitanium 60W 0.15-0.5A 220V SR 230V G2
9290 034 10706	Xitanium 60W 0.08-0.35A 300V SR 230V G2
9290 034 10806	Xitanium 90W 0.25-0.7A 220V SR 230V G2
9290 039 18506	Xitanium 20W WH 0.15-0.5A 54V SR S 230V
9290 039 18606	Xitanium 36W WH 0.3-1.05A 54V SR S 230V
9290 039 18706	Xitanium 50W WH 0.7-1.5A 54V SR S 230V

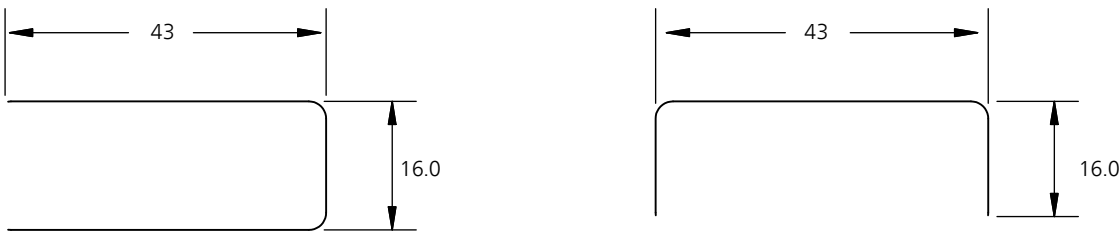
Specifications available at [https://www.lighting.philips.com/prof/led-electronics/masterconnect-system/masterconnect-sensors/LP\\_CF\\_9218075\\_EU/family](https://www.lighting.philips.com/prof/led-electronics/masterconnect-system/masterconnect-sensors/LP_CF_9218075_EU/family)

Sensor Dimensions (mm)

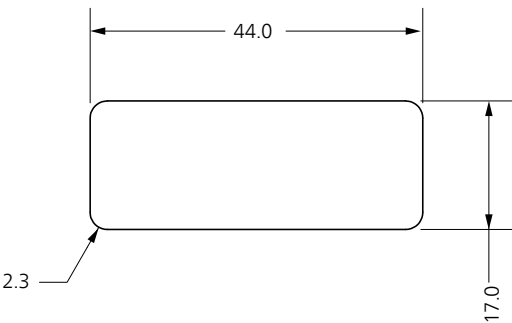


Mounting Dimensions (mm)

Mounting in U-shaped slot in sheet metal (max thickness 1 mm), tolerance +0.2 mm/-0.0 mm



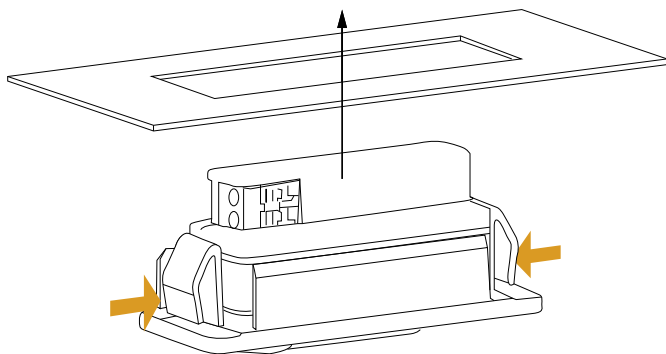
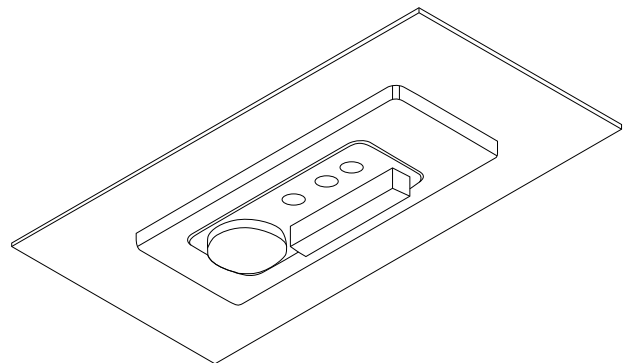
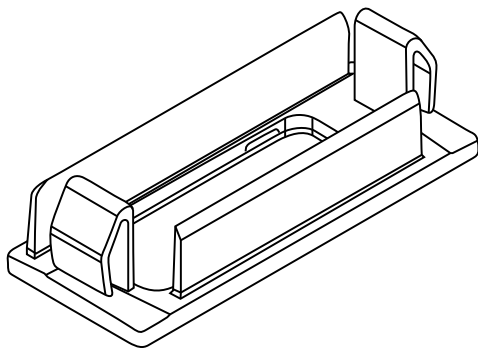
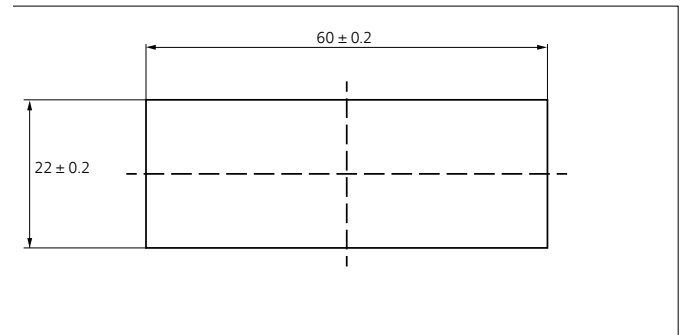
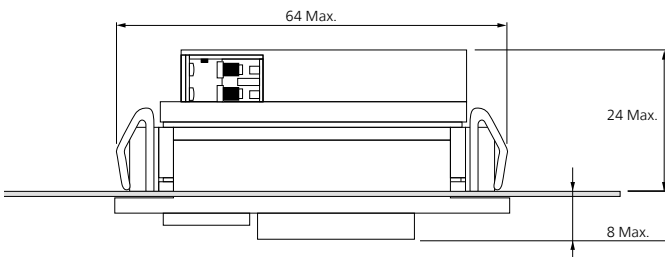
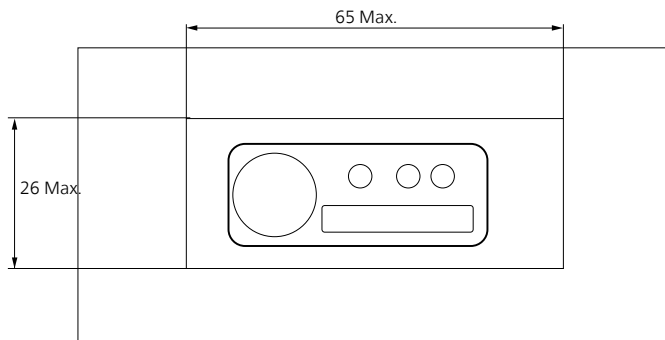
Mounting in cut-out in sheet metal (thickness 0.7 mm to 1.2 mm), tolerance +/-0.2 mm



## Mounting in a bracket (SMB-50)

Accessories	Colour	12NC
SMB-50 /w	White	9290 028 13706
SMB-50 /g	Grey	9290 028 12806
SMB-50 /b	Black	9290 021 37306

The EasyAir SNS412 MC can be mounted in a surface mounted bracket (SMB-50). Refer the figures for details on mounting and design-in into luminaire. All dimensions are in mm.

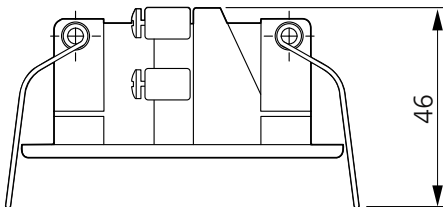
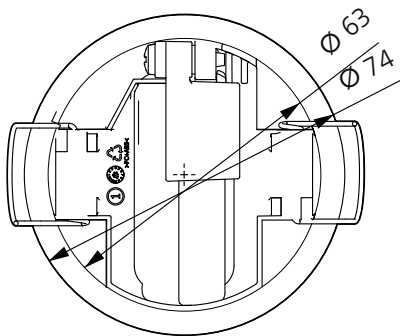
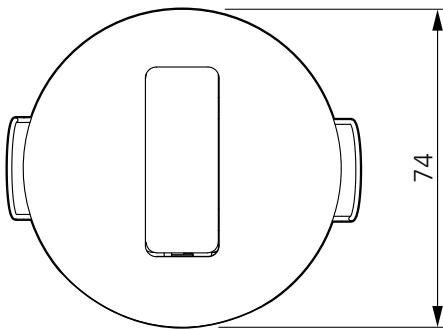


Press springs inwards on both sides before the bracket can slide-in the luminaire hole.


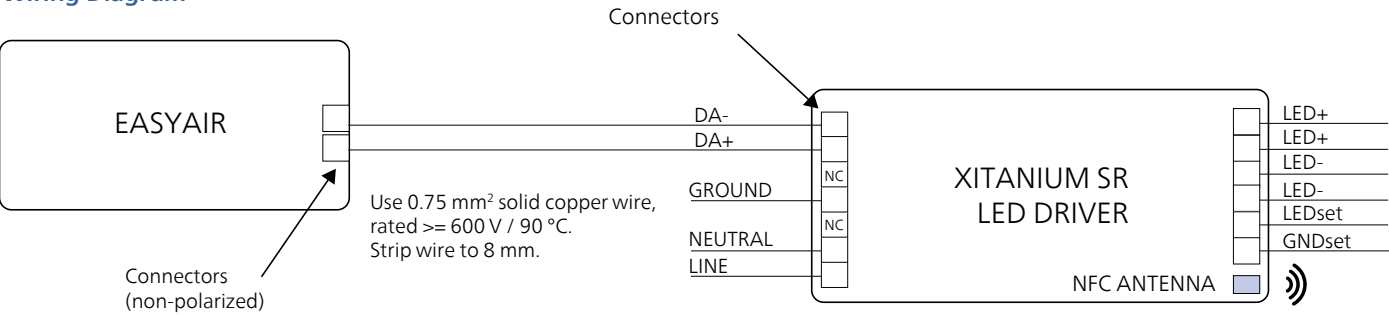
Installing EasyAir SNS412 MC with ceiling mount bracket (CMP/w)

Easy Air SNS412 MC can be mounted outside of the luminaire using the recessed ceiling mount bracket CMP/w. For cut-out in the ceiling and mounting, refer the figures below. All dimensions are in mm.  
Please note that below accessory CMP/w does not contain a sensor. Assembly of sensor with CMP accessory should be carried out by OEM or installer. The wiring is included with this bracket and should be kept <2m from Xi SR Driver or SR Bridge.

Product	Colour	12NC
CMP/w	White	9290 021 37106

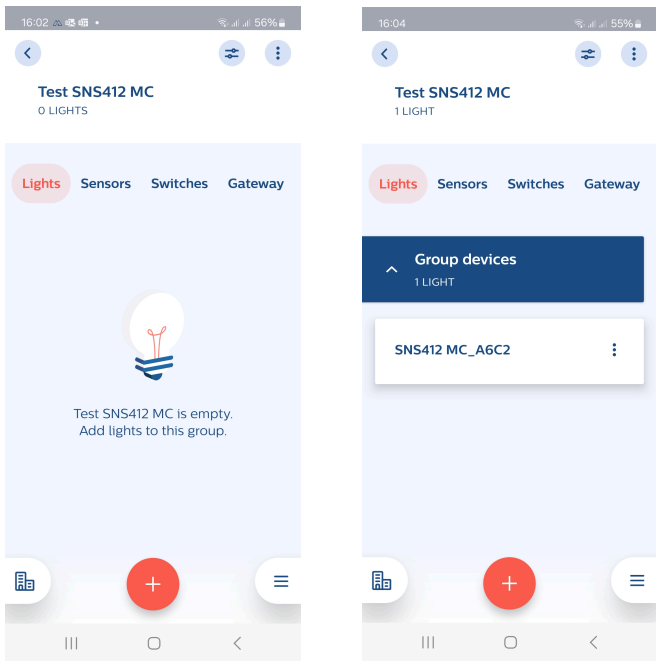


Wiring Diagram



EasyAir SNS412/w MC

EasyAir SNS412 MC Configuration App



EasyAir SNS412 MC parameters can be configured via Philips MasterConnect App.

This app allows grouping of luminaires and adding switches along with easy configuration of EasyAir SNS412 MC parameters.

Download Philips MasterConnect App from the App Store or Play Store. For more information, please visit our website:

[https://www.lighting.philips.com/prof/led-electronics/masterconnect-system/masterconnect-sensors/LP\\_CF\\_9218075\\_EU/family](https://www.lighting.philips.com/prof/led-electronics/masterconnect-system/masterconnect-sensors/LP_CF_9218075_EU/family)

Default Factory Settings

Occupancy Mode	Manual on/off
Field Task Tuning	100%
Eco-On Level	100%
Background Light Level	20%



### License notice

This product includes software licensed under terms that require Signify B.V. to display the following notice:

CmBacktrace 1.3

armink/CmBacktrace is licensed under the MIT License (MIT)

Copyright (c) 2016-2019 Armink (armink.ztl@gmail.com)

Permission is hereby granted, free of charge, to any person obtaining a copy of this software and associated documentation files (the 'Software'), to deal in the Software without restriction, including without limitation the rights to use, copy, modify, merge, publish, distribute, sublicense, and/or sell copies of the Software, and to permit persons to whom the Software is furnished to do so, subject to the following conditions:

The above copyright notice and this permission notice shall be included in all copies or substantial portions of the Software.

THE SOFTWARE IS PROVIDED 'AS IS', WITHOUT WARRANTY OF ANY KIND, EXPRESS OR IMPLIED, INCLUDING BUT NOT LIMITED TO THE WARRANTIES OF MERCHANTABILITY, FITNESS FOR A PARTICULAR PURPOSE AND NONINFRINGEMENT. IN NO EVENT SHALL THE AUTHORS OR COPYRIGHT HOLDERS BE LIABLE FOR ANY CLAIM, DAMAGES OR OTHER LIABILITY, WHETHER IN AN ACTION OF CONTRACT, TORT OR OTHERWISE, ARISING FROM, OUT OF OR IN CONNECTION WITH THE SOFTWARE OR THE USE OR OTHER DEALINGS IN THE SOFTWARE.

### Disclaimer

©2025 Signify Holding B.V. All rights reserved.

Note that the information provided in this document is subject to change.

This document is not an official testing certificate and cannot be used or construed as a document authorizing or otherwise supporting an official release of a luminaire. The user of this document remains at all times liable and responsible for any and all required testing and approbation prior to the manufacture and sale of any luminaire.

The recommendations and other advice contained in this document, are provided solely for informational purposes for internal evaluation by the user of this document. Signify does not make and hereby expressly disclaims any warranties or assurances whatsoever as to the accuracy, completeness, reliability, content and/or quality of any recommendations and other advice contained in this document, whether express or implied including, without limitation, any warranties of satisfactory quality, fitness for a particular purpose or non-infringement. Signify has not investigated, and is under no obligation or duty to investigate, whether the recommendations and other advice contained in this document are, or may be, in conflict with existing patents or any other intellectual property rights. The recommendations and other advice contained herein are provided by Signify on an “as is” basis, at the user’s sole risk and expense.

Specifically mentioned products, materials and/or tools from third parties are only indicative and reference to these products, materials and/or tools does not necessarily mean they are endorsed by Signify. Signify gives no warranties regarding these and assumes no legal liability or responsibility for any loss or damage resulting from the use of the information thereto given here.



© 2025 Signify Holding. All rights reserved. The information provided herein is subject to change, without notice. Signify does not give any representation or warranty as to the accuracy or completeness of the information included herein and shall not be liable for any action in reliance thereon. The information presented in this document is not intended as any commercial offer and does not form part of any quotation or contract, unless otherwise agreed by Signify.

Philips and the Philips Shield Emblem are registered trademarks of Koninklijke Philips N.V. All other trademarks are owned by Signify Holding or their respective owners.

03/2025  
Data subject to change

[https://www.lighting.philips.com/prof/led-electronics/masterconnect-system/masterconnect-sensors/LP\\_CF\\_9218075\\_EU/family](https://www.lighting.philips.com/prof/led-electronics/masterconnect-system/masterconnect-sensors/LP_CF_9218075_EU/family)