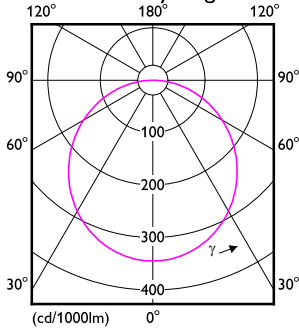
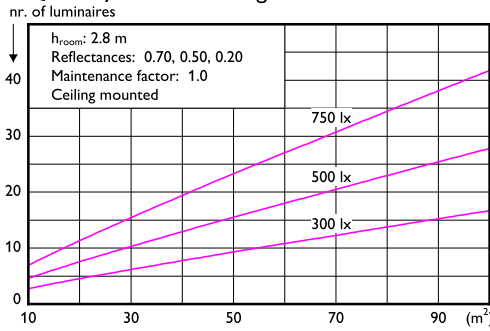


**DN020B G4 LED20 20W D200 1 x 9290032805 4000K**  
1 x 2000 lm

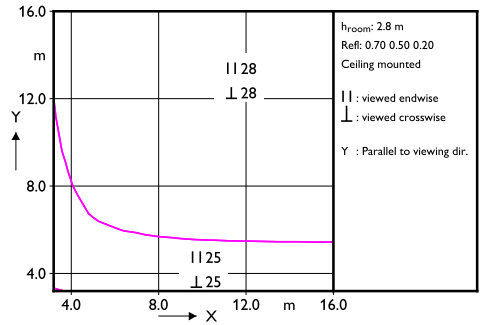
Polar intensity diagram



Quantity estimation diagram



UGR diagram



Light output ratio 1.00  
 Service upward 0.00  
 Service downward 1.00  
 CIE flux code 46 77 94 100 100  
 UGRcen (4Hx8H, 0.25H) 27

Utilisation factor table

Room Index k	Reflectances (%) for ceiling, walls and working plane (CIE)												
	0.80			0.70			0.50			0.30			0.00
	0.80	0.80	0.70	0.70	0.70	0.70	0.50	0.50	0.30	0.30	0.30	0.00	
0.30	0.10	0.10	0.30	0.20	0.10	0.10	0.10	0.10	0.10	0.10	0.10	0.00	
0.60	0.48	0.45	0.47	0.46	0.45	0.37	0.37	0.32	0.36	0.32	0.30	0.38	
0.80	0.58	0.55	0.57	0.56	0.54	0.46	0.46	0.41	0.45	0.40	0.38	0.45	
1.00	0.67	0.62	0.66	0.63	0.61	0.54	0.53	0.48	0.52	0.48	0.45	0.48	
1.25	0.76	0.69	0.74	0.71	0.68	0.61	0.60	0.55	0.59	0.55	0.53	0.58	
1.50	0.82	0.74	0.80	0.77	0.73	0.67	0.66	0.61	0.65	0.60	0.58	0.67	
2.00	0.92	0.82	0.90	0.85	0.81	0.75	0.74	0.70	0.73	0.69	0.67	0.72	
2.50	0.99	0.87	0.96	0.91	0.86	0.81	0.80	0.76	0.78	0.75	0.72	0.76	
3.00	1.03	0.91	1.00	0.95	0.89	0.85	0.83	0.80	0.82	0.79	0.76	0.82	
4.00	1.09	0.95	1.06	0.99	0.94	0.90	0.88	0.86	0.87	0.84	0.82	0.88	
5.00	1.13	0.97	1.10	1.02	0.96	0.93	0.91	0.89	0.90	0.88	0.85	0.91	

Ceiling mounted

Luminance Table

Plane Cone	0.0	15.0	30.0	45.0	60.0	75.0	90.0
45.0	16006	16006	16006	16006	16006	16006	16006
50.0	15763	15763	15763	15763	15763	15763	15763
55.0	15492	15492	15492	15492	15492	15492	15492
60.0	15202	15202	15202	15202	15202	15202	15202
65.0	14899	14899	14899	14899	14899	14899	14899
70.0	14577	14577	14577	14577	14577	14577	14577
75.0	14216	14216	14216	14216	14216	14216	14216
80.0	13816	13816	13816	13816	13816	13816	13816
85.0	13134	13134	13134	13134	13134	13134	13134
90.0	40173	40173	40173	40173	40173	40173	40173

(cd/m<sup>2</sup>)