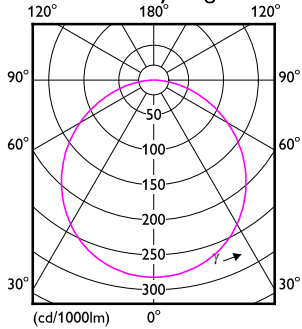


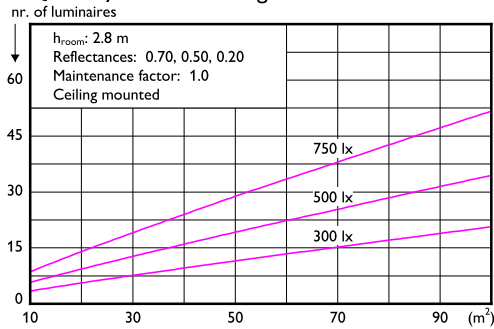
1 x 9290026364 3000K 24W

1 x 2000 lm

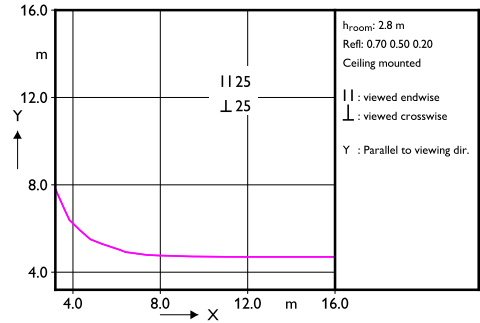
Polar intensity diagram



Quantity estimation diagram



UGR diagram



Light output ratio 0.80
 Service upward 0.00
 Service downward 0.80

CIE flux code 47 79 95 100 80

UGRcen (4Hx8H, 0.25H) 24

Utilisation factor table

Room Index k	Reflectances (%) for ceiling, walls and working plane (CIE)												
	0.80 0.80			0.70 0.70 0.70 0.70			0.50 0.50			0.30 0.30			0.00
	0.80	0.50	0.30	0.80	0.50	0.30	0.80	0.50	0.30	0.80	0.50	0.30	0.00
0.60	0.38	0.37	0.38	0.37	0.36	0.30	0.26	0.29	0.26	0.24			
0.80	0.47	0.44	0.46	0.45	0.44	0.38	0.37	0.33	0.37	0.33	0.31		
1.00	0.54	0.50	0.53	0.51	0.50	0.44	0.43	0.39	0.43	0.39	0.37		
1.25	0.61	0.56	0.60	0.57	0.55	0.50	0.49	0.45	0.48	0.45	0.43		
1.50	0.66	0.60	0.65	0.62	0.59	0.54	0.53	0.50	0.53	0.49	0.47		
2.00	0.74	0.66	0.72	0.69	0.66	0.61	0.60	0.57	0.59	0.56	0.54		
2.50	0.80	0.70	0.77	0.73	0.69	0.66	0.64	0.62	0.63	0.61	0.59		
3.00	0.83	0.73	0.81	0.76	0.72	0.69	0.67	0.65	0.66	0.64	0.62		
4.00	0.88	0.76	0.85	0.80	0.75	0.73	0.71	0.69	0.70	0.68	0.66		
5.00	0.91	0.78	0.88	0.82	0.77	0.75	0.74	0.72	0.72	0.71	0.68		

Ceiling mounted

Luminance Table

Plane Cone	0.0	15.0	30.0	45.0	60.0	75.0	90.0
45.0	8494	8486	8482	8480	8482	8486	8494
50.0	8316	8307	8301	8299	8301	8307	8316
55.0	8102	8091	8085	8082	8085	8091	8102
60.0	7845	7832	7825	7822	7825	7832	7845
65.0	7538	7523	7514	7511	7514	7523	7538
70.0	7153	7136	7125	7121	7125	7136	7153
75.0	6643	6621	6607	6602	6607	6621	6643
80.0	6075	6045	6026	6020	6026	6045	6075
85.0	5368	5315	5283	5272	5283	5315	5368
90.0	4619	3771	3381	3266	3381	3771	4619

(cd/m²)

2021-01-20