



Emergency LED Driver  
Listed for Factory or Field Installation  
Class 2 Output  
7.5 Watts Output Power

**Product order number:**

BSL17CC2T1U  
BSL17C2U  
BSL17CC2T1O6U4W  
BSL17CC2T1O7  
BSL17CC2T2U

**12NC number:**

913702454801  
913702454701  
913702459801  
913702454501  
913702454901

Project: \_\_\_\_\_  
Location: \_\_\_\_\_  
Cat.No: \_\_\_\_\_  
Type: \_\_\_\_\_  
Qty: \_\_\_\_\_  
Notes: \_\_\_\_\_

### Specifications

**Regulatory Certifications**

UL Listed to UL 924 and tested to CSA 22.2 No. 141  
Factory or Field Installation (Indoor and Damp)  
Output Class 2 Compliant  
Input Title 20 CEC Compliant

**Illumination Time**

90 Minutes

**Full Warranty**

5 Years (NOT pro-rata)

**Universal Input Voltage**

120-277 VAC, 60 Hz

**AC Input Power**

3.0 W (Maximum)

**Output Voltage**

15-50 VDC

**Output Power**

7.5 W (Maximum)

**Temperature Rating**

Ambient: 0-55°C (32-131°F)  
Case Tc (max): 65°C

**Dimensions**

12.0" x 2.4" x 1.5" (304 mm x 60 mm x 38 mm)  
Mounting Center 11.5" (292 mm)

**Test Switch/Charging Indicator Light**

Two-Wire Illuminated Test Switch (2W-ITS)

**Recharge Time**

24 Hours

**Weight**

4.3 lbs (1.95 kg)

**Battery**


High-Temperature, Maintenance-Free  
Nickel-Cadmium Battery  
7 to 10-Year Life Expectancy

### Benefits

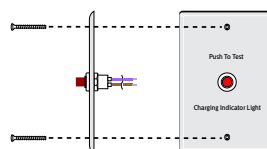
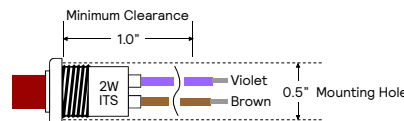
- Listed for factory or field installation - UL 924 and CSA C22.2 No. 141 Emergency Lighting Compliant
- Smart Charger Technology for low energy consumption
- Meets Title 20 CEC (California Energy Commission) efficiency standards
- Class 2 Output - UL 1310 Certified, CSA 22.2 No. 223-M91 compliant
- Controlled power for predictable discharge
- Emergency mode initial lumen output of up to 975 lumens
- 15-50 VDC for wide range of LED loads
- Universal input (120 through 277 VAC, 50/60 Hz)
- RoHS Compliant

### Dimensions

12.0"x 2.4"x 1.5" (Mounting Center - 11.5")



Model shown:  
BSL17CC2T1U / 913702454801



A Test/Monitor Plate with an illuminated test switch/charging indicator light is provided with the model shown.

# BSL17C-C2

## Emergency LED Driver

---

### Application

The BSL17C-C2 is UL Listed for factory or field installation and allows the same LED luminaire to be used for normal and emergency operation. The BSL17C-C2 emergency LED driver works in conjunction with an AC LED driver that has an output current not to exceed 3.0 A, to convert new or existing LED fixtures into emergency lighting. The emergency driver consists of a high-temperature nickel-cadmium battery, charger and electronic circuitry in one compact case. The BSL17C-C2 can be used with an LED lighting load of up to 7.5 Watts. If used in an emergency-only fixture, no AC driver is necessary. The BSL17C-C2 is suitable for indoor and damp locations and for sealed & gasketed fixtures, including fixtures rated for wet locations. Neither the BSL17-C2 nor the BSL17C-C2 is suitable for air handling heated air outlets and wet or hazardous locations. For more information about specific LED and AC driver compatibility, please contact Technical Support.

### Operation

When AC power fails, the BSL17C-C2 immediately switches to the emergency mode, operating the LEDs at a reduced lumen output for a minimum of 90 minutes. When AC power is restored, the emergency driver automatically returns to the charging mode.

### Installation

The BSL17C-C2 does not affect normal fixture operation and may be used with either a switched or unswitched fixture. If a switched fixture is used, an unswitched hot lead must be connected to the emergency driver. The emergency driver must be fed from the same branch circuit as the AC driver. The BSL17C-C2 may be installed on top of the fixture and the BSL17-C2 may be installed on top of or inside the fixture. Installation is not recommended with fixtures where the ambient temperature may fall below 0° C.

### Code Compliance

For detailed information regarding standards and code compliance for emergency lighting see product page or the Codes and Standards section on the website.

### Emergency Illumination

The BSL17C-C2 operates an LED load at up to 7.5 Watts.

### Specification

Emergency lighting shall be provided by using an LED fixture equipped with a Bodine BSL17C-C2 emergency driver. This emergency driver shall consist of a high-temperature, maintenance-free nickel-cadmium battery, charger and electronic circuitry contained in one 12" x 2 3/8" x 1 1/2" metal case. The BSL17C-C2 comes with an illuminated test switch (ITS) to monitor charger and battery and installation hardware shall be provided. The emergency driver shall be capable of delivering up to 7.5 Watts to an LED load (15-50VDC) for a minimum of 90 minutes. The BSL17C-C2 shall have a 15.0 Watt-hour battery capacity and shall comply with emergency standards set forth by the current NEC. This device complies with Part 15 of the FCC Rules and meets Title 20 CEC (California Energy Commission) efficiency standards. The emergency driver shall be UL Listed for field or factory installation.

### Installing Options and Ordering Codes

The BSL17C-C2 model can be ordered in several mounting configurations and test switch/LED kits. Please see the ordering codes below to determine which configuration best meet your requirements.

### Warranty

Model BSL17C-C2 is warranted for five (5) full years from date of manufacture. Please see detailed warranty information on our website.

### Bodine Product Storage Guidance

1. All batteries require periodic charging and discharging cycles. In general, here are the relevant battery chemistry industry standard guidelines to maintain optimal battery capacity for each battery type used by Bodine:

- a. Nickel-based battery chemistries (Ni-Cd/Ni-MH) should be charged and discharged within 6 months. At a minimum, the battery should be recharged within this time.
- b. Lead-Acid battery chemistries, such as the Sealed Lead-Acid (SLA) batteries used in some Bodine products, should be fully recharged every 8 months.
- c. Lithium chemistries should be fully recharged every 6 months. Though they can be stored for longer periods and still maintain their full effectiveness, they will not be able to provide the product with emergency power until they are recharged.

2. Any battery stored for the time period mentioned above requires a full charge or for the product to be energized for its rated charge time in order to meet the full rated emergency run-time.

3. Batteries must be stored at temperatures between 0-40°C. However, optimal storage is 0-25°C. Storage at extreme temperatures will reduce the storage time possible and may permanently damage the battery.

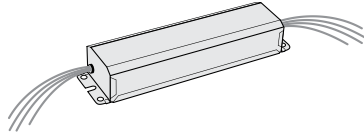
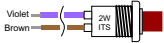
Never store the product with the inverter connector (sometimes also called the "converter" or "unit enable" connector) closed. This enables the output and the control circuitry and will drain the battery in storage at a faster rate.

# BSL17C-C2

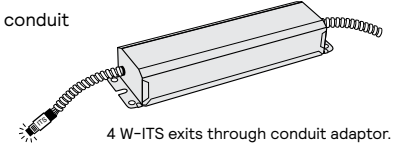
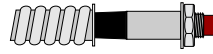
## Emergency LED Driver

### Optional Configurations

BSL17-C2 (Order Number BSL17C2U)  
12NC 913702454701  
Includes Loose 2W-ITS Parts Kit

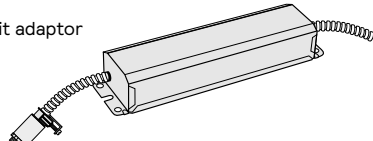
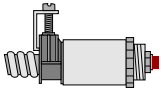


BSL17C-C2 Type 1 Option 6 (Order Number BSL17CC2T1O6U4W)  
12NC 913702459801  
Includes 4W-ITS exiting through conduit



4 W-ITS exits through conduit adaptor.  
All other wires through the other conduit.

BSL17C-C2 Type 1 Option 7 (Order Number BSL17CC2T1O7)  
12NC 913702454501  
Includes 2W-ITS through conduit adaptor



ITS exits unit through conduit adaptor.  
All other wires through the other conduit.

BSL17C-C2 Type 2 (Order Number BSL17CC2T2U)  
12NC 913702454901  
Includes 2W-ITS on Wall Plate

