



Datasheet

Xitanium LED drivers – spot- and downlight SELV

Xitanium 36W WH 0.15-1.05A 54V TD DS230V

9290 048 53101

Enabling future-proof LED technology

Our Xitanium programmable window LED drivers ensure OEMs have complete flexibility and control in producing high quality luminaires. Available in application-dedicated form factors for independent applications, our LED point drivers provide further customization via wide operating windows. Additionally, almost all drivers feature the following specifications: SELV, improved ripple current, temperature derating, – providing OEMs the tools to produce, and even alter later if necessary, premium downlights and spotlights.

Features

- Operating windows - output current can be set via the Philips MultiOne configurator or with integrated dipswitches or SimpleSet
- Choice of housing designs -linear housing for tracks in '3 in 1' in design, conventional HID housings for down and Spotlighting and WH housing for independent use with strain relief and loop through
- Power ratings: 36-50W
- Compact housing for independent use with integrated strain relief and loop through

Benefits

- High reliability underpinned by 5 year warranty
- Future-proof flexibility - application-oriented operating windows enable LED generation and complexity management
- Compatibility - can also be used for other manufacturers' modules or OEMs' own PCB designs

Application

- Retail
- Offices

Logistical data

Specification item	Value
Product name	Xitanium 36W WH 0.15-1.05A 54V TD DS230V
EOC	872110312791400
Logistic code 12NC	9290 048 53101
EAN1 (GTIN)	8721103127914
EAN3 (box)	8721103127921
Pieces per box	20
Weight	213 gram

Electrical input data

Specification item	Value	Unit	Condition
Rated input voltage range	220...240	V _{ac}	Performance range
Rated input voltage	230	V _{ac}	
Rated input frequency	50...60	Hz	Performance range
Rated input current	0.18	A	@ rated output power @ rated input voltage
Rated input power	40.0	W	@ rated output power @ rated input voltage
Power factor	0.9C		@ rated output power @ rated input voltage
Total harmonic distortion	20	%	@ Pout 10...36W
Efficiency	91.0	%	@ rated output power @ rated input voltage @ max. Uout
Rated input voltage DC	186...250	V _{dc}	Performance range.
Rated input current DC	0.15...0.22	A _{dc}	Performance range
Input voltage AC	198...264	V _{ac}	Operational range
Input frequency AC	45...66	Hz	Operational range
Input voltage DC	168...275	V _{dc}	Operational range.
Standby Power (W)	0.50	W	
Isolation input to output	Reinforced(SELV)		

Electrical output data

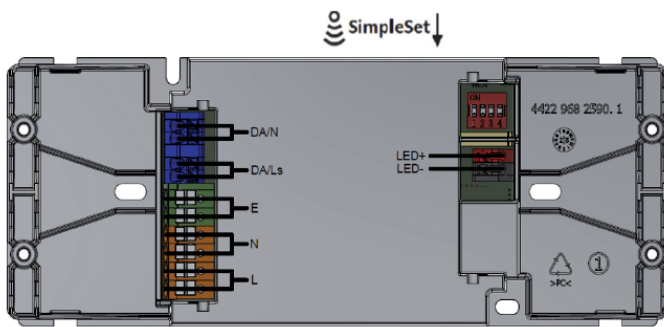
Specification item	Value	Unit	Condition
Regulation method	Constant Current		
Output voltage	24...54	V _{dc}	
Output voltage max.	60	V	Maximum voltage at open load
Output current	150...1050	mA	Via Programmable DipSwitches with MultiOne Software
Output current min programmable	150	mA	
Min output current	5	mA	
Output current tolerance ±	5	%	@full load
Output current ripple LF	≤ 4	%	Ripple = peak / average, < 3kHz
Output P _{st} ^{LM}	≤ 0.3		Within performance operating window
Output SVM	≤ 0.1		Within performance operating window
Output power	0.1...36.0	W	
Minimum performance output power	6	W	Power factor > 0.9 and THD < 20% @10-36W

Control interfaces

Specification item	Value	Unit	Condition
Control method	Corridor Mode, DALI, TD		Output current amplitude dimming. Please refer to design-in guide at www.philips.com/oem for more controllability details.
Dimming range	1...100	%	For latest DALI certification status please visit www.digitalilluminationinterface.org/products
Isolation controls input to output	Reinforced		acc. IEC61347-1

Wiring and Connections

Specification item	Value	Unit	Type
Input wire cross-section	0.75...2.5 / 18...14	mm ² / AWG	solid / stranded wire
Input wire strip length	10...11	mm	
Output wire cross-section	0.5...1.5	mm ² / AWG	solid / stranded wire
Output wire strip length	8.5...9.5	mm	
Control wire cross-section	0.5...1.5	mm ² / AWG	solid / stranded wire
Control wire strip length	8.5...9.5	mm	
Maximum cable length	2	m	Between LED driver and LED module
Loop Through	Input & Control		



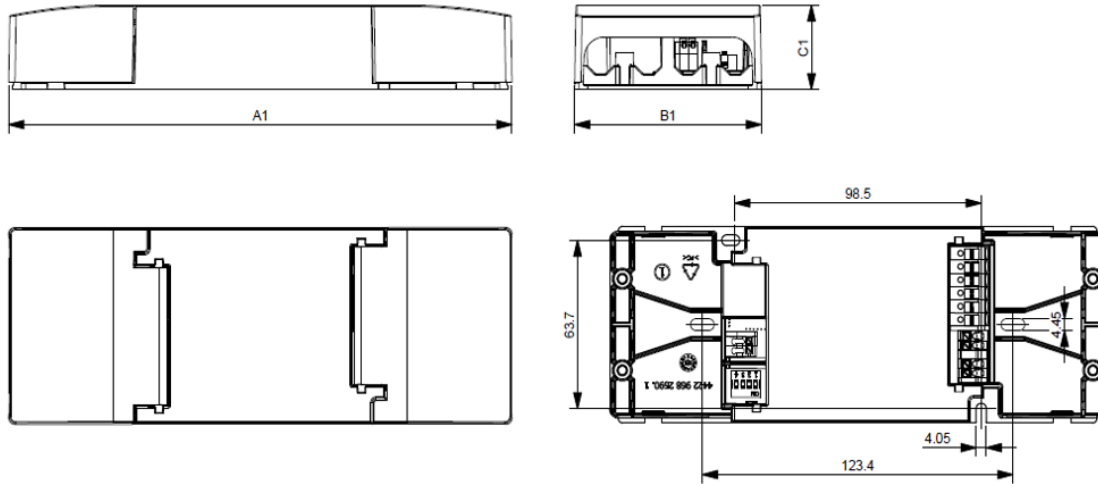
Default Dipswitch Settings				
lout	Pin1	Pin2	Pin3	Pin4
1050	on	on	on	on
1000	on	on	on	off
900	on	on	off	on
800	on	on	off	off
750	on	off	on	on
700	on	off	on	off
650	on	off	off	on
600	on	off	off	off
500	off	on	on	on
450	off	on	on	off
400	off	on	off	on
350	off	on	off	off
300	off	off	on	on
250	off	off	on	off
200	off	off	off	on
150	off	off	off	off

Isolation

Insulation per IEC61347-1	Input	Output	DALI
Input	-	Reinforced(SELV)	Basic
Output	Reinforced(SELV)	-	Reinforced
DALI	Basic	Reinforced	-

Dimensions and weight

Specification item	Value	Unit	Tolerance (mm)
Length (A1)	201	mm	
Width (B1)	75	mm	
Height (C1)	32.5	mm	
Weight	213	gram	

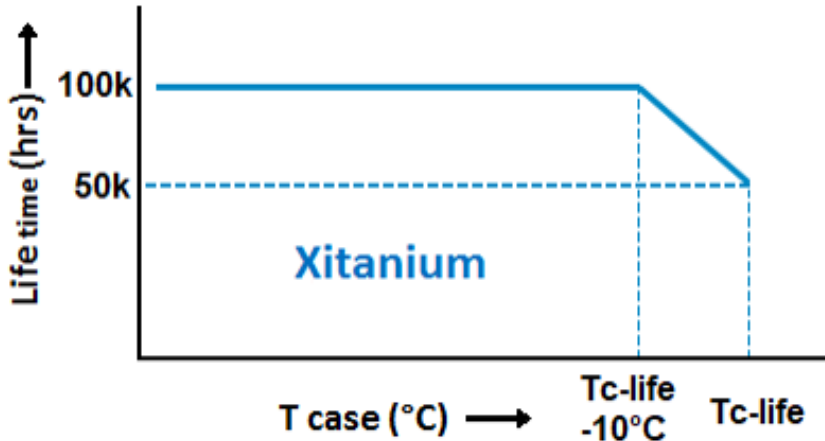


Operational temperatures and humidity

Specification item	Value	Unit	Condition
Ambient temperature	-20...+60	°C	Higher ambient temperature allowed as long as T _{case-max} is not exceeded
T _{case-max}	90	°C	Maximum temperature measured at T _{case} -point
T _{case-life}	90	°C	Measured at T _{case} -point
Maximum housing temperature	110	°C	In case of a failure, inherent by design
Relative humidity	10...90	%	Non-condensing

Lifetime

Specification item	Value	Unit	Condition
Driver lifetime	50,000	hours	Measured temperature at Tcase-point is Tcase-max. Maximum failures = 10%
Driver lifetime	100,000	hours	Measured temperature at Tcase-point is Tcase-max -10 degrees. Maximum failures = 10%



Maximum failures = 10%

Temperature [°C]	Lifetime	Unit	Condition
90	50000	hr	Temperature measured @Tc point
85	>50000	hr	
80	100000	hr	

Storage temperature and humidity

Specification item	Value	Unit	Condition
Ambient temperature	-25...+85	°C	
Relative humidity	5...95	%	Non-condensing

Programmable features

Specification item	Available	Default setting	Condition
Set Adjustable Output Current (AOC)	DipSwitch, Programmable, SimpleSet	150 mA	
Adjustable Light Output (ALO)	Yes	OFF	
Constant Light Output (CLO)	Yes	OFF	
Touch & Dim (TD)	Yes	ON	
Corridor Mode	Yes	ON	Default: T1=55s, T2=32s, T3=30min
Min Dim Level (%)	Yes	1 %	
DC emergency (DCemDim)	Yes	ON	Default 15%, EOFx range = 1 .. 100% (EOFx = DCemDIM level). Internal fuse rating: T2A 250VDC/AC
DALI control supported at DC operation	Yes	OFF	
OEM Write Protection (OWP)	Yes	OFF	
Luminaire Info (DALI part 251)	Yes		
Luminaire maintenance (DALI part 253)	Yes		
Dipswitch Configuration	Yes		Programmable via MultiOne Software

Non-programmable features

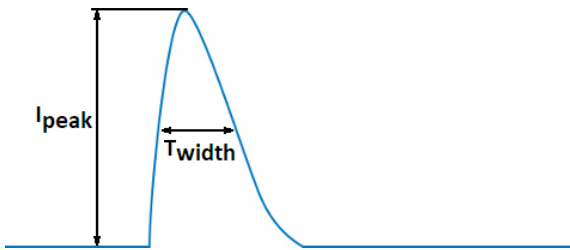
Specification item	Value	Condition
Open load protection	Yes	Automatic recovering
Short circuit protection	Yes	Automatic recovering
Over power protection	Yes	Automatic recovering
Hot wiring	No	
Suitable for fixtures with protection class	I and II	per IEC60598
Energy metering (DALI part 252)	Yes	Accuracy 4% down to 50% load
Diagnostics (DALI part 253)	Yes	
Diagnostics via Signify tool	Yes	

Inrush current

Specification item	Value	Unit	Condition
Inrush current	18.2	A	Input voltage 230V
Inrush peak width	137.5	µs	Input voltage 230V, measured at 50% height
Drivers / MCB 16A type B @230V AC	≤ 50	pcs	Input voltage 230V

Please refer to the driver design in guide if you use other MCB-types.

If several mini circuit breakers are used directly side-by-side (without distance pieces) a correction factor of 80% has to be applied to the rated current



Driver touch current / protective conductor current / earth leakage current

Specification item	Value	Unit	Condition
Typical Touch Current (ins. Class II)	0.7	mA peak	Acc. IEC61347-1. LED module contribution not included
Typical Protective Conductor Current (ins. Class I)	0.5	mA rms	Acc. IEC60598-1. LED module contribution not included

Surge immunity

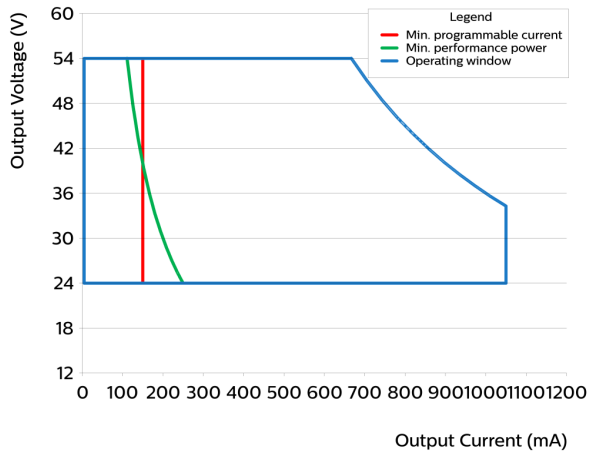
Specification item	Value	Unit	Condition
Mains surge immunity (diff. mode)	1	kV	L- N Acc. IEC61000-4-5. 2 Ohm, 1.2/50us, 8/20us
Mains surge immunity (comm. mode)	2	kV	L/N - PE Acc. IEC61000-4-5. 12 Ohm, 1.2/50us, 8/20us
Control surge immunity (diff. mode)	1	kV	DA - DA Acc. IEC61000-4-5. 2 Ohm, 1.2/50us, 8/20us
Control surge immunity (comm. mode)	2	kV	DA/DA- PE, Acc. IEC61000-4-5. 12 Ohm, 1.2/50us,8/20us

Application Info (Approbation)

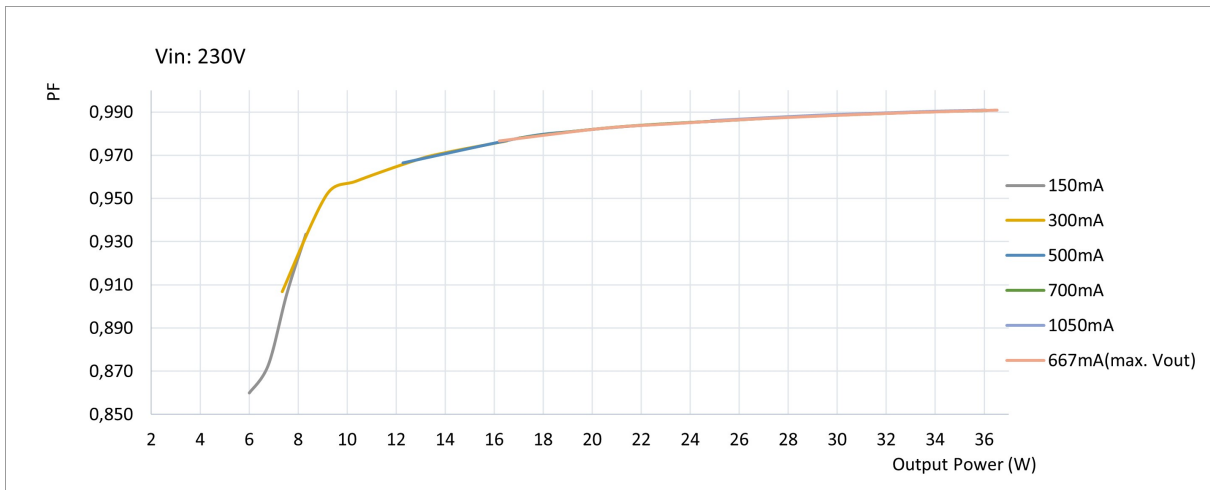
Specification item	Value
Approval marks and Certifications	CCC / CE / DALI 2 / Double-insulated / EAC / EL / ENEC / Independent / RCM (do not cover) / SELV / UA / UKCA / WEEE
Ingress Protection classification (IP)	20
Application	Indoor Point
Mounting Type	Independent

Graphs

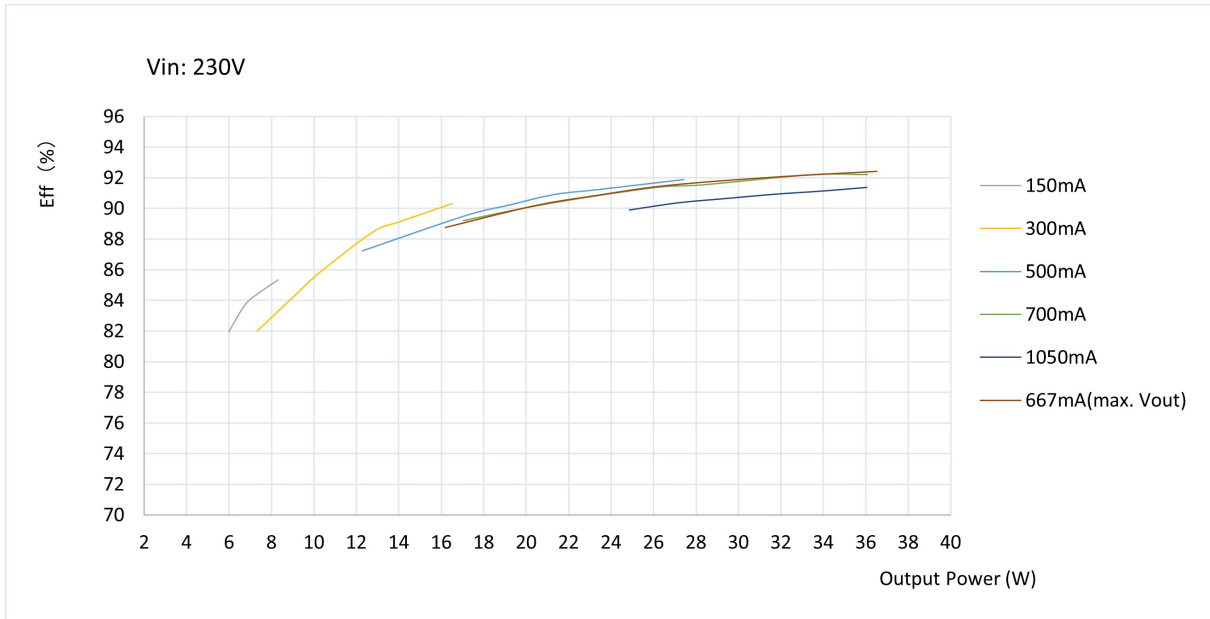
Operating window



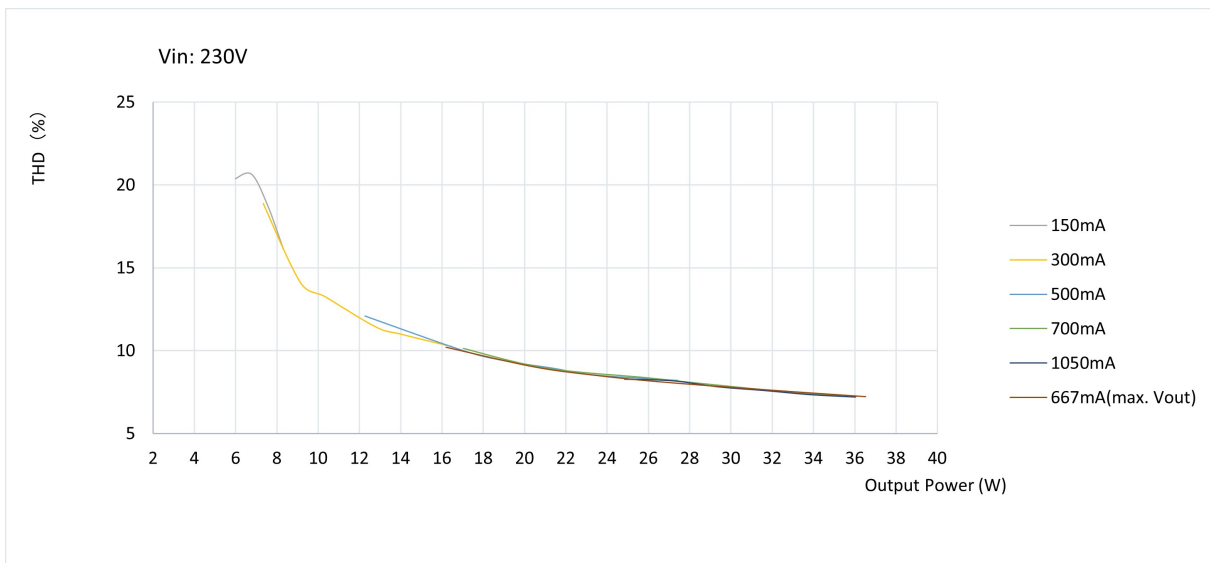
Power factor versus output power



Efficiency versus output power



THD versus output power



©2026 Signify Holding, IBRS 10461, 5600 VB, NL. All rights reserved.
UK importer address: Signify Commercial UK Limited, 2 Guildford Business Park GU2 8XG, UK

The information provided herein is subject to change without notice. Signify does not give any representation or warranty as to the accuracy or completeness of the information included herein and shall not be liable for any action in reliance thereon. The information presented in this document is not intended as any commercial offer and does not form part of any quotation or contract, unless otherwise agreed by Signify.

Philips and the Philips Shield Emblem are registered trademarks of Koninklijke Philips N.V. All other trademarks are owned by Signify Holding or their respective owners.

Date of release: February 5, 2026 v2

www.philips.com/oem