



Latam Downlight

DL252 G2 SF RD 2000 65K 24W 11" EMC

Latam Downlight, 24 W, 2000 lm, 6500 K, Wide beam, White

Latam Downlight offers excellent experience for the consumer, which includes eye comfort, reliable quality and outstanding performance. Also provide water proof and dip switch solutions within this family. Providing integrated or separate driver and plenty CCT choices.

Product data

General Information	
Light source replaceable	No
Number of gear units	1 unit
Driver included	Yes
Nominal lifetime	25,000 hour(s)
Switching Cycle	12,500
Warranty period	1 years
Light Technical	
Luminous Flux	2,000 lm
Correlated Color Temperature (Nom)	6500 K
Luminous Efficacy (rated) (Nom)	83 lm/W
Color rendering index (CRI)	80
Number of light sources	1
Light source color	865 cool daylight
Optic type	Wide beam
Luminaire light beam spread	110°
Photobiological safety according to EN 62471	RG1

Operating and Electrical	
Input Voltage	110 to 240 V
Input Frequency	50 or 60 Hz
Inrush current	59.1 A
Inrush time	0.01602 ms
Power Consumption	24 W
Warm-up time to 60% light	<2 s
Power Factor (Fraction)	0.9
Connection	Flying leads/wires
Cable	Cable 0.2 m without plug
Number of products on MCB of 16 A type B	79
Suitable for random switching	No
Protection class IEC	Safety class II
Controls and Dimming	
Dimmable	No
Driver/power unit/transformer	Power supply unit
Constant light output	No

Latam Downlight

Mechanical and Housing

Housing Material	Aluminium
Reflector material	-
Optic material	Glass
Fixation material	Steel
Housing Color	White
Overall height	28 mm
Overall diameter	286 mm
Net weight	0.708 kg
Ingress protection code	IP20 [Finger-protected]
Mech. impact protection code	IK01 [0.15 J]
Net Weight (Piece)	0.708 kg

Approval and Application

Glow-wire test	Temperature 650 °C, duration 30 s
Flammability mark	For mounting on normally flammable surfaces
EU RoHS compliant	Yes
Warranty	2 year(s)
EyeComfort	Yes
LED Innovations	EyeComfort
Ambient temperature range	-20 to +40 °C

Initial Performance (IEC Compliant)

Luminous flux tolerance	+/-10%
Initial chromaticity	(0.313, 0.337) <6SDCM
Power consumption tolerance	+/-10%

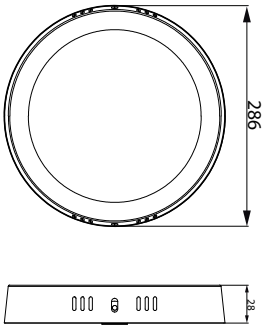
Over Time Performance (IEC Compliant)

Median useful life L70B50	25,000 hour(s)
---------------------------	----------------

Product Data


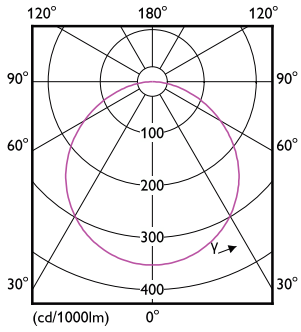
Order product name	DL252 G2 SF RD 2000 65K 24W 11" EMC
Full product name	DL252 G2 SF RD 2000 65K 24W 11" EMC
Full product code	872016938571900
Order code	929004655401
Material Nr. (12NC)	929004655401
Numerator - Quantity Per Pack	1
EAN/UPC - Product/Case	8720169385719
Numerator - Packs per outer box	12
EAN/UPC - Case	8720169385726

Dimensional drawing



Latam Downlight

Photometric data



Light Distribution Diagram - DL252 G2 SF RD 2000 65K 24W 11" EMC

General uniform lighting - DL252 G2 SF RD 2000 65K 24W 11" EMC

