



# TrueForce LED Industrial and retail Mains (Highbay – HPI/SON/HPL)

## Entry LED HPI MV 5.5Klm 55W 865 E27

LED, T-shape T140, Mains only, 55 W, CFL-i 100W, HID 125W, E27, 6500 K, 5500 lm, 15000 hour(s)

Philips MASTER - LED HID HPI EM/Mains Highbay lamps give you a quick and easy payback solution to replace HID alternatives in high-bay applications. MASTER – LED HID HPI EM/Mains solutions give you the LED benefits of energy efficiency and a long lifetime with a retrofit solution. The design of MASTER – LED HID HPI EM/Mains enables the direct retrofit of HID lamps without changing the fixtures or EM ballast (see installation guide for more info). The MASTER – LED HID HPI EM/Mains lamp is compatible with both 250W and 400W EM ballast to maximize the feasibility of such retrofits.

### Product data

General Information	
Cap-Base	E27
Nominal lifetime	15,000 hour(s)
Switching Cycle	50,000
Lighting Technology	LED
Warranty period	1 years

Light Technical	
Color Code	865 [CCT of 6500K]
Beam Angle (Nom)	180 degree(s)
Luminous Flux	5,500 lm
Color Designation	Cool Daylight
Correlated Color Temperature (Nom)	6500 K
Luminous Efficacy (rated) (Nom)	100 lm/W
Color Consistency	<6

# TrueForce LED Industrial and retail Mains (Highbay – HPI/SO/N/HPL)

Color rendering index (CRI)	80
LLMF At End Of Nominal Lifetime (Nom)	70 %
Photobiological safety according to EN 62471	RG1

## Operating and Electrical

Input Frequency	50 to 60 Hz
Power Consumption	55 W
Lamp Current (Nom)	210 mA
Starting Time (Nom)	0.5 s
Warm-up time to 60% light	0.5 s
Power Factor (Fraction)	0.9
Voltage (Nom)	220-240 V
Wattage Equivalent (LED HID only)	CFL-i 100W, HID 125W
Ballast Compatibility	Mains only

## Temperature

T-Case Maximum (Nom)	80 °C
----------------------	-------

## Controls and Dimming

Dimmable	No
----------	----

## Mechanical and Housing

Bulb Finish	Frosted
Bulb Shape	T-shape T140

Net Weight (Piece)	0.193 kg
--------------------	----------

## Approval and Application

Energy Saving Product	Yes
Energy Consumption kWh/1000 h	55 kWh
EU RoHS compliant	Yes
Ambient temperature range	-20 to +45 °C

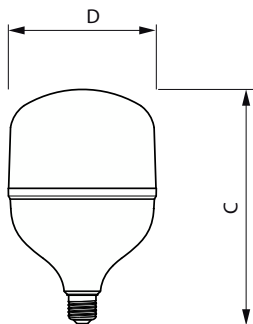
## Application Conditions

Wireless Technology	Not applicable
---------------------	----------------

## Product Data

Order product name	Entry LED HPI MV 5.5Klm 55W 865 E27
Full product name	Entry LED HPI MV 5.5Klm 55W 865 E27
Full product code	694197064920900
Order code	929004299910
Material Nr. (12NC)	929004299910
Numerator - Quantity Per Pack	1
EAN/UPC - Product/Case	6941970649209
Numerator - Packs per outer box	6
EAN/UPC - Case	6941970649643

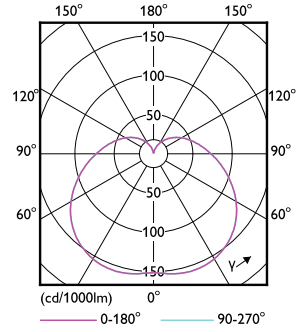

## Dimensional drawing



Product	D	C
Entry LED HPI MV 5.5Klm 55W 865 E27	138 mm	222 mm

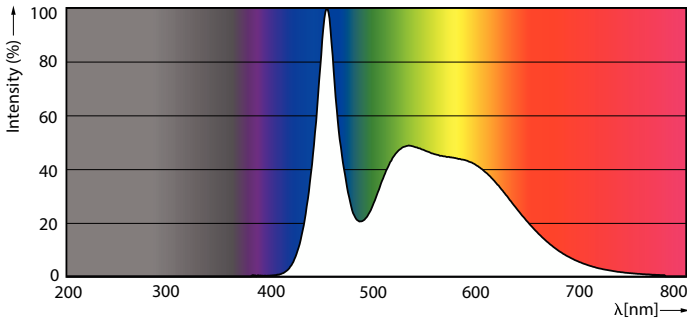
# TrueForce LED Industrial and retail Mains (Highbay – HPI/S0N/HPL)

## Photometric data



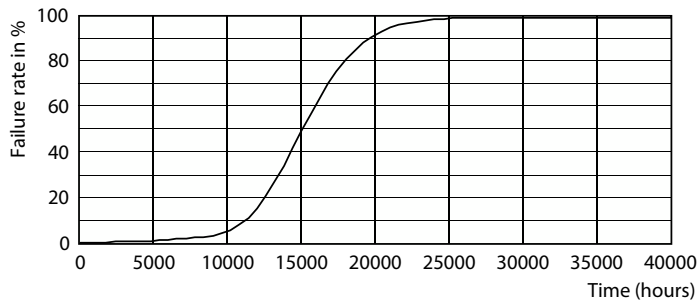
General uniform lighting - Entry LED HPI MV 5.5Klm 55W 865 E27

Light Distribution Diagram - Entry LED HPI MV 5.5Klm 55W 865 E27



Spectral Power Distribution Colour - Entry LED HPI MV 5.5Klm 55W 865 E27

## Lifetime



Life Expectancy Diagram



Lumen Maintenance Diagram - Entry LED HPI MV 5.5Klm 55W 865 E27

## TrueForce LED Industrial and retail Mains (Highbay – HPI/SON/HPL)

