

PHILIPS

Xitanium

LED driver



Datasheet

Xitanium non-isolated DALI dimmable & programmable iXt

Xitanium 75W 0.15-0.5A 220V iXt TD 230V

929 004 002606

Xitanium non-isolated DALI dimmable & programmable iXt

Xitanium non-isolated DALI drivers stand on three pillars: quality of light, reliability and flexibility. By using Xitanium LED drivers in your luminaires, you can be sure to offer your customers high quality of light without visual flicker and stroboscopic effects. The reliability of your complete lighting system is enhanced as our Industry Xtreme drivers offer longer lifetime, high surge specifications and a wide ambient temperature range. Finally, application-oriented operating windows offer the flexibility required to provide the stable lumen output and light quality levels that are required in demanding industrial applications.

Features

- High efficiency
- Wide operating windows - output current can be adjusted via the Philips MultiOne software, SimpleSet (NFC)
- Reduced ripple current
- Industry Xtreme (iXt) drivers offer longer life time, higher surge specifications and a wide T-ambient range.

Benefits

- High quality of light
- High reliability
- Future-proof flexibility
- Fast and easy wireless programming with SimpleSet
- Flicker and noise free dimming due to amplitude modulation dimming (AM)

Application

- Offices
- Retail: supermarkets, shopping malls
- Indoor industry applications: warehouses, distribution centers, cold storage, manufacturing

Logistical data

Specification item	Value
Product name	Xitanium 75W 0.15-0.5A 220V iXt TD 230V
Logistic code 12NC	929 004 002606
Pieces per box	24
Weight	211 gram

Electrical input data

Specification item	Value	Unit	Condition
Rated input voltage range	220...240	V _{ac}	Nominal range
Rated input voltage	230	V _{ac}	
Rated input frequency	50...60	Hz	Nominal range
Rated input current	0.35	A	@ rated output power @ minimum performance input voltage
Rated input power	79.8	W	@ rated output power @ rated input voltage
Power factor performance range	0.90 C		@ rated output power @ rated input voltage
Total harmonic distortion	20	%	@ rated output power @ rated input voltage
Efficiency	94.0	%	@ rated output power @ rated input voltage @ max. U _{out}
Rated input voltage DC	186...250	V _{dc}	Nominal range
Rated input current DC	0.32...0.43	A _{dc}	Nominal range
Input voltage AC	198...264	V _{ac}	Operational range
Input frequency AC	45...66	Hz	Operational range
Input voltage DC	168...275	V _{dc}	Operational range
Standby Power (W)	0.3	W	
Isolation input to output	No		

Electrical output data


Specification item	Value	Unit	Condition
Regulation method	Constant Current		
Output voltage	50...220	V _{dc}	
Output voltage max.	250	V	Maximum output voltage (rms)
Output current	150...500	mA	
Output current min programmable	150	mA	
Min output current	3.3	mA	
Output current tolerance ±	5	%	@full load
Output current ripple LF	≤ 4	%	Ripple = peak / average, < 3kHz
Output P _{st} ^{LM}	≤ 1.0		
Output SVM	≤ 0.4		
Output power	0.2...75.0	W	
Minimum performance output power	21	W	Power factor > 0.9 and THD < 20%

Control interfaces

Specification item	Value	Unit	Condition
Control method	Corridor Mode, DALI, TD		DALI Parts: 101, 102, 207, 251, 252, 253. See design-in guide at www.philips.com/oem for more controllability details.
Dimming range	1...100	%	lower than -25°C and higher than +50°C dimming to be set to 10%
Isolation controls input to output	Basic		acc. IEC61347-1

Wiring and Connections

Specification item	Value	Unit	Type
Input wire cross-section	0.5...1.5 / 20...16	mm ² / AWG	WAGO744, solid wire
Input wire strip length	8...9	mm	
Output wire cross-section	0.5...1.5 / 20...16	mm ² / AWG	WAGO744, solid wire
Output wire strip length	8...9	mm	
Control wire cross-section	0.5...1.5 / 20...16	mm ² / AWG	WAGO744, solid wire
Control wire strip length	8...9	mm	
Maximum cable length	2	m	Total length of wiring including LED module, one way

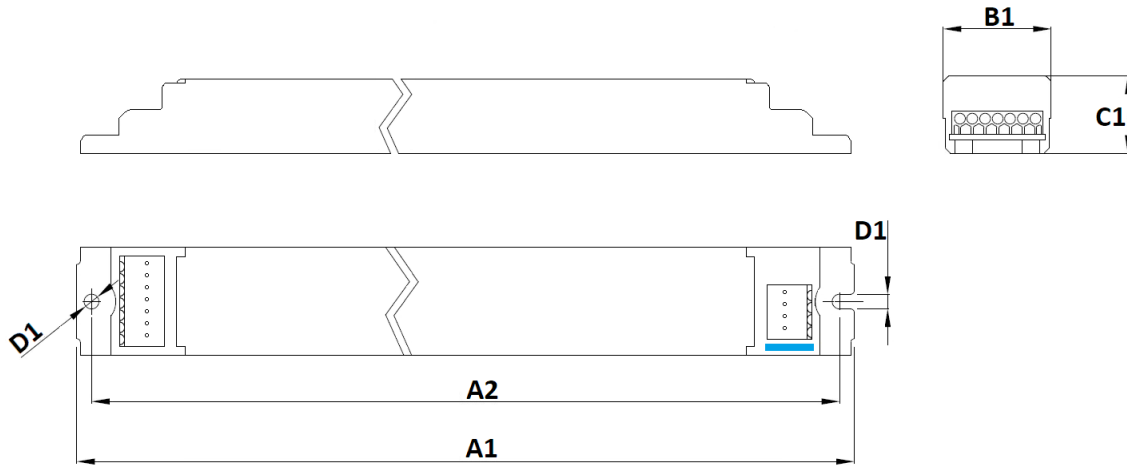


Isolation

Insulation per IEC61347-1	Input	Output+LEDset	DALI	Housing
Input	-	No	Basic	Basic
Output+LEDset	No	-	Basic	Basic
DALI	Basic	Basic	-	Basic
Housing	Basic	Basic	Basic	-

Dimensions and weight

Specification item	Value	Unit	Tolerance (mm)
Length (A1)	280	mm	
Mounting hole distance (A2)	270	mm	
Width (B1)	30	mm	
Height (C1)	21	mm	
Mounting hole diameter (D1)	4.1	mm	
Weight	211	gram	

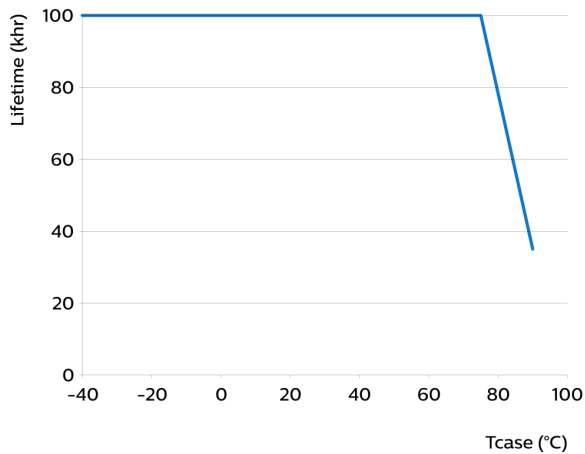


Operational temperatures and humidity

Specification item	Value	Unit	Condition
Ambient temperature	-40...+60	°C	Higher ambient temperature allowed as long as T _{case-max} is not exceeded. Below -30°C DALI performance cannot be guaranteed.
T _{case-max}	90	°C	lifetime 35khrs;
T _{case-life}	75	°C	lifetime 100khrs; measured at T _c -point
Maximum housing temperature	110	°C	In case of a failure, inherent by design
Relative humidity	10...90	%	Non-condensing

Lifetime

Specification item	Value	Unit	Condition
Driver lifetime	35,000	hours	Measured temperature at Tcase-point is Tcase-max. Maximum failures = 10%.
Driver lifetime	100,000	hours	Measured temperature at Tcase-point is Tcase-life. Maximum failures = 10%.
Mains switching cycles	> 100,000	switches	See Design-in guide for detailed explanation



Maximum failures = 10%

Storage temperature and humidity

Specification item	Value	Unit	Condition
Ambient temperature	-40...+85	°C	
Relative humidity	5...95	%	Non-condensing

Programmable features

Specification item	Available	Default setting	Condition
Set Adjustable Output Current (AOC)	Programmable, SimpleSet	150 mA	
Adjustable Light Output (ALO)	Yes	OFF	
Constant Light Output (CLO)	Yes	OFF	
Touch & Dim (TD)	Yes	ON	
Corridor Mode	Yes	ON	Default: T1=55s, T2=12s, T3=30min
Min Dim Level (%)	Yes	1 %	
DC emergency (DCemDim)	Yes	ON	Current output decreased to 15%
OEM Write Protection (OWP)	Yes	OFF	
DALI 102	Yes		Programmable via SimpleSet
Luminaire Info (DALI part 251)	Yes		
Luminaire maintenance (DALI part 253)	Yes		

Non-programmable features

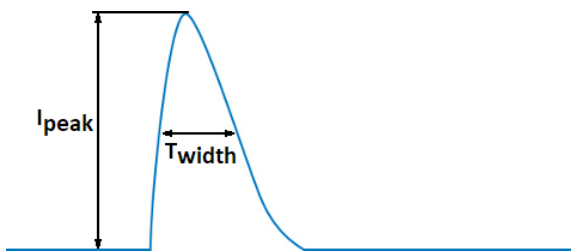
Specification item	Value	Condition
Open load protection	Yes	Automatic recovering
Short circuit protection	Yes	Automatic recovering
Over power protection	Yes	Automatic recovering
Hot wiring	No	
Suitable for fixtures with protection class	I	per IEC60598
Output Overvoltage Detection	Yes	
Energy metering (DALI part 252)	Yes	
Diagnostics via Signify tool	Yes	

Inrush current

Specification item	Value	Unit	Condition
Inrush current	18.4	A	Input voltage 230V
Inrush peak width	40.5	µs	Input voltage 230V, measured at 50% height
Drivers / MCB 16A type B @230V AC	≤ 46	pcs	Input voltage 230V

Please refer to the driver design in guide if you use other MCB-types.

If several mini circuit breakers are used directly side-by-side (without distance pieces) a correction factor of 80% has to be applied to the rated current



Driver touch current / protective conductor current / earth leakage current

Specification item	Value	Unit	Condition
Typical Protective Conductor Current (ins. Class I)	0.5	mA rms	Acc. IEC60598-1. LED module contribution not included

Surge immunity

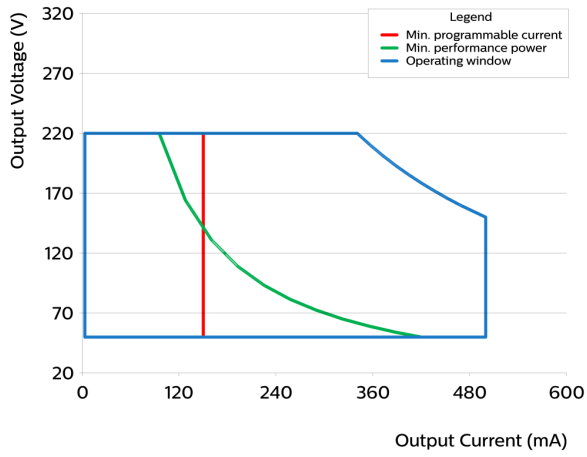
Specification item	Value	Unit	Condition
Mains surge immunity (diff. mode)	2	kV	Acc. IEC61000-4-5. 2 Ohm, 1.2/50us, 8/20us
Mains surge immunity (comm. mode)	4	kV	Acc. IEC61000-4-5. 12 Ohm, 1.2/50us, 8/20us
Control surge immunity (diff. mode)	1	kV	Acc. IEC61000-4-5. 2 Ohm, 1.2/50us, 8/20us
Control surge immunity (comm. mode)	2	kV	Acc. IEC61000-4-5. 12 Ohm, 1.2/50us, 8/20us

Application Info (Approbation)

Specification item	Value
Approval marks and Certifications	CB / CCC / CE / DALI 2 / EAC / EL / ENEC / RCM / UA / UKCA
Ingress Protection classification (IP)	20
Application	Indoor Linear
Mounting Type	Built-in

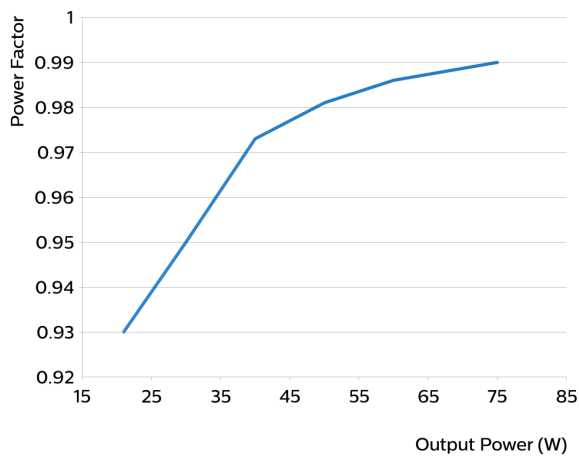
Graphs

Operating window

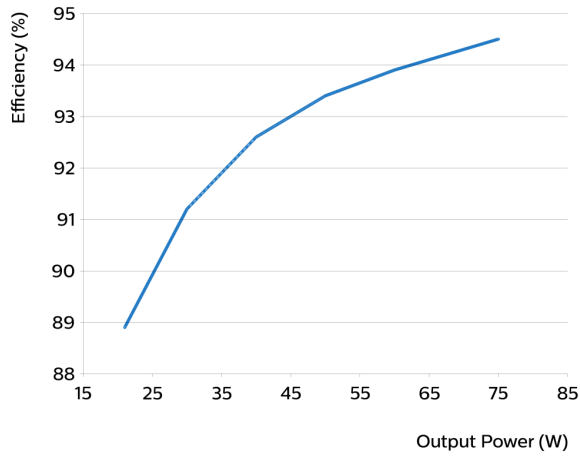


Type	Output current (mA)	Min. output voltage (V)	Max. output voltage (V)	Max. output power (W)
Xitanium 75W 0.15-0.5A 220V iXt TD 230V	150	50	220	33
Xitanium 75W 0.15-0.5A 220V iXt TD 230V	200	50	220	44
Xitanium 75W 0.15-0.5A 220V iXt TD 230V	250	50	220	55
Xitanium 75W 0.15-0.5A 220V iXt TD 230V	300	50	220	66
Xitanium 75W 0.15-0.5A 220V iXt TD 230V	350	50	214	75
Xitanium 75W 0.15-0.5A 220V iXt TD 230V	400	50	187	75
Xitanium 75W 0.15-0.5A 220V iXt TD 230V	450	50	166	75
Xitanium 75W 0.15-0.5A 220V iXt TD 230V	500	50	150	75

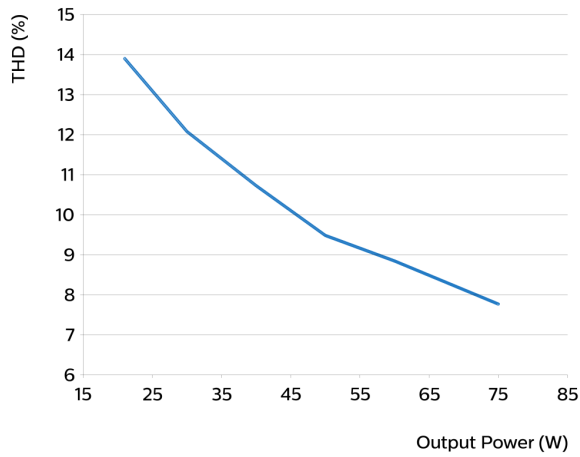
Power factor versus output power



Efficiency versus output power



THD versus output power



Notes

Caution: It is not safe to touch the PCB (tracks) around the relay when the driver is powered on.



©2025 Signify Holding, IBRS 10461, 5600 VB, NL. All rights reserved.
UK importer address: Signify Commercial UK Limited, 3, Guildford Business Park, GU2 8XG.

The information provided herein is subject to change without notice. Signify does not give any representation or warranty as to the accuracy or completeness of the information included herein and shall not be liable for any action in reliance thereon. The information presented in this document is not intended as any commercial offer and does not form part of any quotation or contract, unless otherwise agreed by Signify.

Philips and the Philips Shield Emblem are registered trademarks of Koninklijke Philips N.V. All other trademarks are owned by Signify Holding or their respective owners.

Date of release: May 20, 2025 v5

www.philips.com/oem