



# External Slim Downlight DL252

**DL252 G2 R SQ LED 900 40K 12W 6" WV 1pk**

External Slim Downlight DL252, 12 W, 900 lm, 4000 K, Wide beam, White

A complete family delivering superior light with great uniformity and safety. Choose the best fit for every projects, from multiple lumen packs/wattages, and enjoy great reliable performance free of maintenance.

## Product data

General Information	
Light source replaceable	No
Number of gear units	1 unit
Driver included	Yes
Nominal lifetime	25,000 hour(s)
Switching Cycle	12,500
Lighting Technology	LED
Warranty period	1 years
Light Technical	
Luminous Flux	900 lm
Correlated Color Temperature (Nom)	4000 K
Luminous Efficacy (rated) (Nom)	75.00 lm/W
Color rendering index (CRI)	80
Light source color	840 neutral white
Optic type	Wide beam
Luminaire light beam spread	110°

Operating and Electrical	
Input Voltage	110 to 240 V
Line Frequency	50 or 60 Hz
Input Frequency	50 or 60 Hz
Inrush current	25 A
Inrush time	0.25 ms
Power Consumption	12 W
Power Factor (Fraction)	0.5
Connection	Connection unit 2-pole
Cable	Cable 0.2 m without plug
Number of products on MCB of 16 A type B 65	
Suitable for random switching	No
Protection class IEC	Safety class II
Controls and Dimming	
Dimmable	No
Driver/power unit/transformer	Power supply unit (On/Off)

## External Slim Downlight DL252

Constant light output	No
-----------------------	----

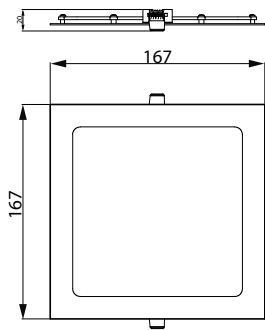
### Mechanical and Housing

Housing Material	Metal
Reflector material	-
Optic material	Polystyrene
Optical cover material	Polypropylene
Fixation material	Steel
Housing Color	White
Optical cover finish	Matte
Overall length	167 mm
Overall width	167 mm
Overall height	20 mm
Overall diameter	167 mm
Dimensions (Height x Width x Depth)	20 x 167 x 167 mm
Net weight	0.307 kg
Ingress protection code	IP20 [Finger-protected]
Mech. impact protection code	IK01 [0.15 J]
Net Weight (Piece)	0.250 kg

### Approval and Application

Glow-wire test	Temperature 650 °C, duration 30 s
Flammability mark	For mounting on normally flammable surfaces
EU RoHS compliant	Yes
Warranty	2 year(s)

### Dimensional drawing



EyeComfort	Yes
Ambient temperature range	-20 to +40 °C

### Initial Performance (IEC Compliant)

Luminous flux tolerance	+10%/-15%
Initial chromaticity	(0.380, 0.380) <6
Power consumption tolerance	+10%/-20%

### Over Time Performance (IEC Compliant)


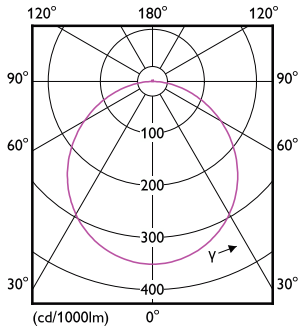
Driver failure rate at 5000 h	0.05 %
Median useful life L70B50	25,000 hour(s)

### Product Data

Order product name	DL252 G2 R SQ LED 900 40K 12W 6" WV 1pk
Full product name	DL252 G2 R SQ LED 900 40K 12W 6" WV 1pk
Full product code	871869973436700
Order code	929002322901
Material Nr. (12NC)	929002322901
Numerator - Quantity Per Pack	1
EAN/UPC - Product/Case	8718699734367
Numerator - Packs per outer box	20
EAN/UPC - Case	8718699734374

# External Slim Downlight DL252

## Photometric data



Light Distribution Diagram - DL252 G2 R SQ LED 900 40K 12W 6" WV 1pk

General uniform lighting - DL252 G2 R SQ LED 900 40K 12W 6" WV 1pk

## Lifetime



L70B-50 25K-LED

