



# LED BR30

## 7.2BR30/COR/940/P/E26/DIM 6/1FB T20

CorePro, LEDbulb, BR30, 65 W, E26, 4000 K, 650 lm, 15000 hour(s), Plastic

Philips BR30 LED lamps are the smart alternative to standard incandescent. The traditional lamp design can provide excellent dimming performance with spectacular energy savings. They provide the beautiful light and dependable performance you expect from LED at an economical price.

### Product data

General Information	
Cap-Base	E26
Nominal lifetime	15,000 hour(s)
Switching Cycle	50,000
Lighting Technology	LEDbulb
Light Technical	
Color Code	940 [CCT of 4000K]
Beam Angle (Nom)	110 degree(s)
Luminous Flux	650 lm
Color Designation	Cool White (CW)
Correlated Color Temperature (Nom)	4000 K
Luminous Efficacy (rated) (Nom)	90.00 lm/W
Color Consistency	<4
Color rendering index (CRI)	90
LLMF At End Of Nominal Lifetime (Nom)	70 %
Operating and Electrical	
Line Frequency	60 Hz

Input Frequency	60 Hz
Power Consumption	7.2 W
Lamp Current (Nom)	82 mA
Wattage Equivalent	65 W
Starting Time (Nom)	0.5 s
Warm-up time to 60% light	0.5 s
Power Factor (Fraction)	0.7
Voltage (Nom)	120 V
Temperature	
T-Case Maximum (Nom)	75 °C
Controls and Dimming	
Dimmable	Yes
Mechanical and Housing	
Bulb Finish	Frosted
Bulb Material	Plastic
Bulb Shape	BR30

# LED BR30

UL Wet/ damp/ dry location	Damp location
Net Weight (Piece)	0.055 kg

## Approval and Application

EU RoHS compliant	Yes
T20 compliant	Yes
Ambient temperature range	-20 to +45 °C

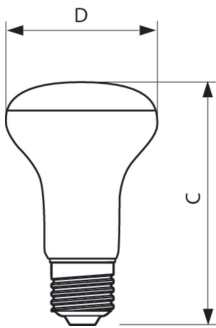
## Application Conditions

can it be used in closed luminaires	Yes
Wireless Technology	Not applicable

## Product Data

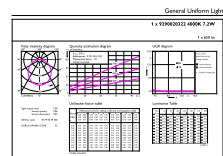
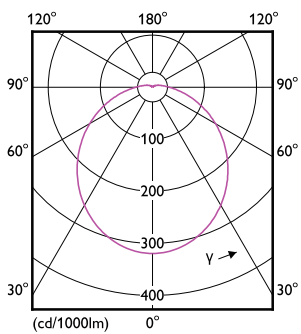
Order product name	7.2BR30/COR/940/P/E26/DIM 6/1FB T20
Full product name	7.2BR30/COR/940/P/E26/DIM 6/1FB T20
Order code	929002032204
Material Nr. (12NC)	929002032204
Numerator - Quantity Per Pack	1
EAN/UPC - Product/Case	046677545918
Numerator - Packs per outer box	6
EAN/UPC - Case	50046677545913

## Dimensional drawing



Product	D	C
7.2BR30/COR/940/P/E26/DIM 6/1FB T20	95 mm	132 mm

## Photometric data

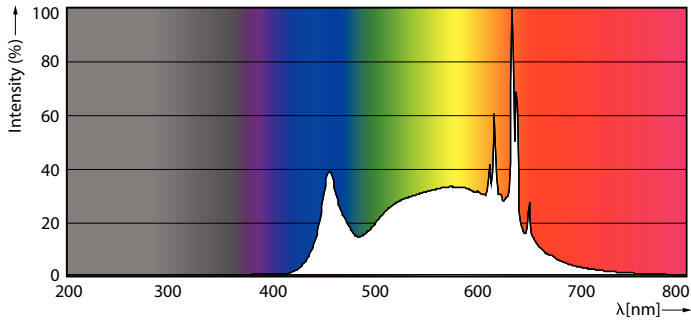


Light Distribution Diagram - 7.2BR30/COR/940/P/E26/DIM 6/1FB T20

Accent Lighting Spots - 7.2BR30/COR/940/P/E26/DIM 6/1FB T20

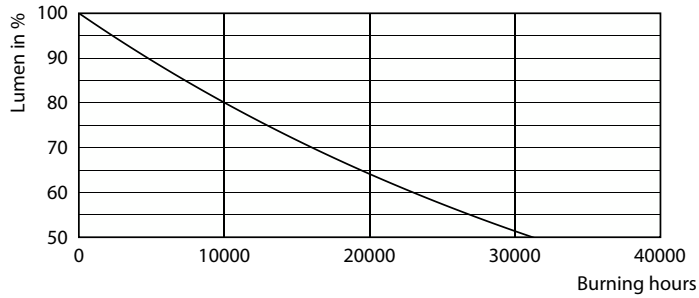
# LED BR30

## Photometric data

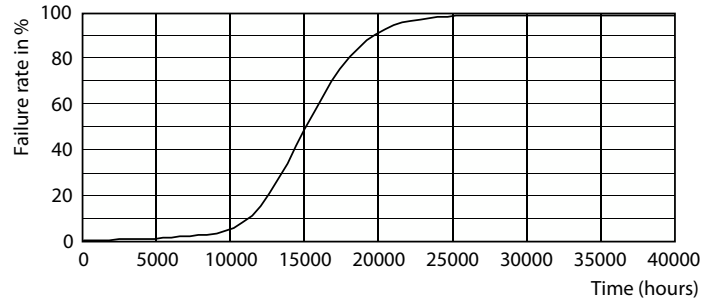


Spectral Power Distribution Colour - 7.2BR30/COR/940/P/E26/DIM 6/1FB T20

## Lifetime



Lumen Maintenance Diagram - 7.2BR30/COR/940/P/E26/DIM 6/1FB T20



LED Bulbs BR30 120V 19-120W 1200lm 2700K E26 D

