



CorePro LED tube EM/ Mains T8



CorePro LEDtube 1200mm HO 18W 840 T8

CorePro, LEDtube, T8, EM/Mains, 1200 mm, 18 W, 36W TL-D, 4000 K, 2000 lm, CRI 80, 50000 hour(s)

Philips CorePro LEDtubes are the quick and easy way to replace T8 fluorescent or other LED tubes with a fast pack back time. Not only does the Core range of LEDtubes require a low initial investment, but LED energy efficiency also delivers instant savings that you can bank on over a long and reliable lifetime. Plus, with the same lamp size and light distribution as fluorescent alternatives, you'll never know the difference. There are two ways to install these LED tubes: Rewire your existing fluorescent-based luminaires so the CorePro LEDtubes work directly on the Mains. Or simply change the fluorescent starter to an LED starter that can be used with your Electromagnetic ballasts.

Warnings and Safety

- NOTE: The overall energy efficiency and light distribution of any installation that uses these lamps will be determined by the design of the installation.
- Installation must be done according to the installation diagrams provided with the lamp or available online. Installation must be done by a certified professional.

Product data

General Information		Flux measurement reference	
Cap-Base	G13	Sphere	
Nominal lifetime	50,000 hour(s)	Light Technical	
Switching Cycle	200,000	Color Code	840 [CCT of 4000K]
Lighting Technology	LEDtube	Beam Angle (Nom)	240 degree(s)
		Luminous Flux	2,000 lm

CorePro LED tube EM/Mains T8

Color Designation	Cool White (CW)
Correlated Color Temperature (Nom)	4000 K
Luminous Efficacy (rated) (Nom)	111 lm/W
Color Consistency	<6
Color rendering index (CRI)	80
LLMF At End Of Nominal Lifetime (Nom)	70 %
Photobiological safety according to EN 62471	RG0

Operating and Electrical

Line Frequency	50 to 60 Hz
Input Frequency	50 to 60 Hz
Power Consumption	18 W
Lamp Current (Nom)	100 mA
Starting Time (Nom)	0.5 s
Warm-up time to 60% light	0.5 s
Power Factor (Fraction)	0.9
Voltage (Nom)	220-240 V
LED alternative to fluorescent lamp power	36W TL-D
Inrush current at mains	5.9
Max. lamp no. on MCB B type 10A - Mains	64
Max. lamp no. on MCB B type 10A – EM ballast without Compensation Capacitor.	80
Max. lamp no. on MCB B type 10A – EM ballast with Compensation Capacitor.	26
Max. lamp no. on MCB B type 16A - Mains	103
Max. lamp no. on MCB B type 16A – EM ballast without Compensation Capacitor.	128
Max. lamp no. on MCB B type 16A – EM ballast with Compensation Capacitor.	42
Ballast Compatibility	EM/Mains

Temperature

T-Case Maximum (Nom)	60 °C
----------------------	-------

Controls and Dimming

Dimmable	No
----------	----

Mechanical and Housing

Bulb Finish	Frosted
-------------	---------

Bulb Material	Glass
Product Length	1,200 mm
Bulb Shape	T8
Net Weight (Piece)	0.220 kg

Approval and Application

Energy Efficiency Class	E
Energy Saving Product	Yes
Approval Marks	RoHS compliance CE marking KEMA Keur certificate
Energy Consumption kWh/1000 h	18 kWh
EPREL Registration Number	1827692
CE mark	Yes
EU RoHS compliant	Yes
Flickering value (PstLM) - Flickering value as per EN 61000-3-3	1
Stroboscopic effect visibility measure (SVM)	0.4
Ambient temperature range	-20 to +45 °C

Application Conditions

can it be used in closed luminaires	Yes
Wireless Technology	Not applicable

Product Data

Order product name	CorePro LEDtube 1200mm HO 18W 840 T8
Full product name	CorePro LEDtube 1200mm HO 18W 840 T8
Full product code	871869680613500
Order code	929001874902
Material Nr. (12NC)	929001874902
Numerator - Quantity Per Pack	1
EAN/UPC - Product/Case	8718696806135
Numerator - Packs per outer box	10
EAN/UPC - Case	8718696806142


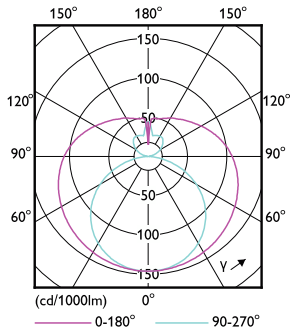
CorePro LED tube EM/Mains T8

Dimensional drawing



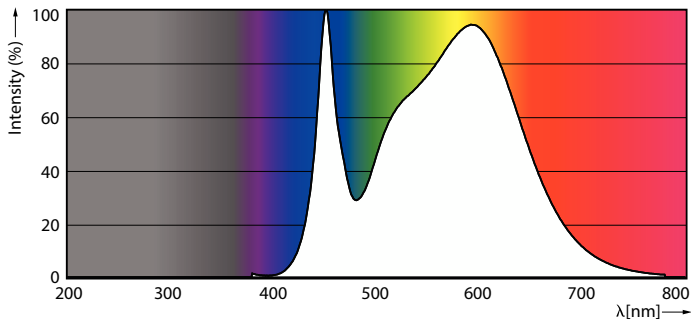
Product	D1	D2	A1	A2	A3
CorePro LEDtube 1200mm HO 18W 840 T8	25.7 mm	28 mm	1,198 mm	1,205 mm	1,212 mm

Photometric data



Light Distribution Diagram - CorePro LEDtube 1200mm HO 18W 840 T8

General uniform lighting - CorePro LEDtube 1200mm HO 18W 840 T8



Spectral Power Distribution Colour - CorePro LEDtube 1200mm HO 18W 840 T8

CorePro LED tube EM/Mains T8

Lifetime



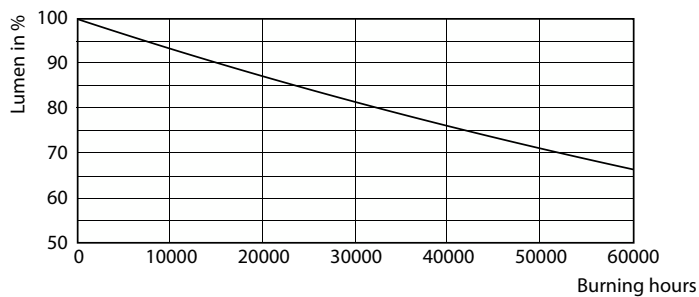
Lumen Maintenance Diagram - CorePro LEDtube 1200mm HO 18W 840 T8

Life Expectancy Diagram



LifetimeVsTc

FailureRate



Lumen Maintenance Diagram - CorePro LEDtube 1200mm HO 18W 840 T8

CorePro LED tube EM/Mains T8

