



Xitanium Long-lasting and low maintenance, LED-based light sources are an excellent solution for all lighting applications. For optimal performance, these solutions require reliable drivers matching the long lifetime of the LEDs. The Philips Xitanium LED outdoor driver portfolio offers a range of products specially designed to operate LED solutions in outdoor applications. These drivers are designed for hard-wired integration into outdoor luminaires for the most rugged applications. They operate to specification under wide temperature and electrical ranges to ensure reliability.

Specifications

Input Voltage (Vac)	Output Power (W)	Output Voltage (V)	Output Current (A)	Efficiency @ Max Load	Max Case Temp. (°C) Life/UL	Input Current (A)	Input Power (W)	THD @ Max Load (%)	Power Factor @ Max Load	Surge Protect (Combi Wave, KV)	Dimming	Dimming Range (%)	Min Dimming Current (mA)	Drive Type
120	150	72-143	0.1-1.5	91.0	85	1.38	164	<10	>0.95	6	0-10V	10-100	50	CC
127				1.31		163	<10	>0.95						
220				0.73		161	<10	>0.95						
230				0.7		160	<10	>0.95						

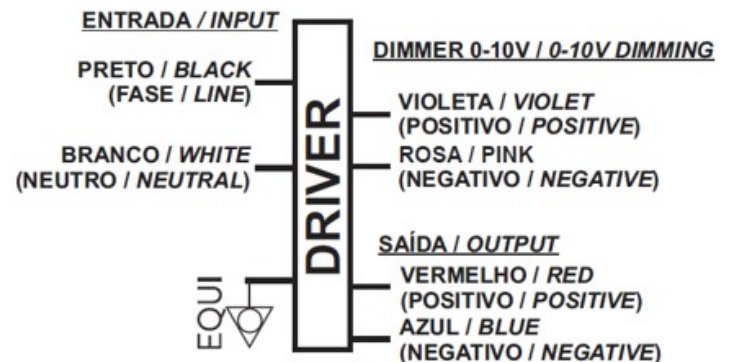
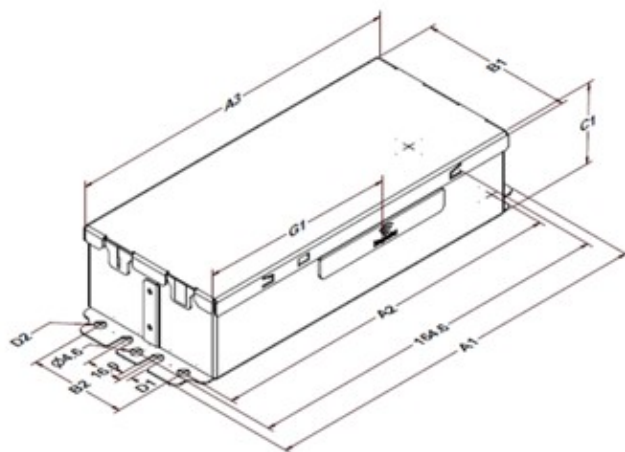
Enclosure

Item	In(mm)	Tolerance (mm)
Overall length (A1)	6.9(175.2)	+/-0.5
Mounting Length (A2)	6.26(159)	+/-0.5
Case Length (A3)	5.99(152.1)	+/-0.5
Case Width (B1)	2.68(68)	+/-0.5
Case Height (C1)	1.46(37)	+/-1
Center of SimpleSet antenna (G1)	3.39(86.1)	+/-3

Wiring Diagram

	Wire Length (mm)
Black (Line)	270 (±30)
White (Neutral)	270 (±30)
Red (Positive, LED output)	270 (±30)
Blue (Negative, LED output)	270 (±30)
Violet (Positive, 0-10V)	270 (±30)
Pink (Negative, 0-10V)	270 (±30)

Mechanical Diagram



- Install in following national & local electrical codes.
- the field-wiring leads shall be fully enclosed.

XI EP 150W 0.1-1.5A 0-10V LA

Features

- 100,000+ hour lifetime @75°C
- Excellent thermal performance
- Suitable for Class I and Class II applications
- Digital and simple adjustable output current (AOC) based on NFC technology
- Surge protection: 6/6kv (DM/CM)

Benefits

- Enables long life luminaire designs
- Allows luminaire designs for a wide range of ambient environments
- Easy to design-in and reduces SKUs

Application

- Area
- Roadway
- Parking garages
- Floodlights

Logistical data

Specification item	Value
Product name	XI EP 150W 0.1-1.5A 0-10V LA
EOC	XL150C150V143BSH1
Logistic code 12NC	9290 010 09361
Product code	XL150C150V143BSH1M
Pieces per box	10
Weight	785 gram

All the specifications are typical and at $T_{\text{ambient}} = 25^{\circ}\text{C}$ unless specified otherwise

Electrical input data

Specification item	Value	Value	Value	Value	Unit	Condition
Rated input voltage range	90...305				V_{ac}	Operation range
Rated input voltage	120	127	220	230	V_{ac}	
Rated input frequency	50...60	50...60	50...60	50...60	Hz	Performance range
Rated input current	1.38	1.31	0.73	0.7	A	@ rated output power @ rated input voltage
Rated input power	164.0	163.0	161.0	160.0	W	@ rated output power @ rated input voltage
Efficiency	91.0	91.0	93.0	93.0	%	@ rated output power @ rated input voltage
Standby Power (W)	<0.60	<0.60	<0.50	<0.50	W	

Electrical output data

Specification item	Value	Unit	Condition
Output voltage	72...143	V_{dc}	
Output voltage max.	190	V	Open Circuit Voltage
Output current	100...1500	mA	
Output current min programmable	100	mA	
Min output current	50	mA	
Output current tolerance \pm	5	%	within performance window
Output current ripple LF	≤ 15	%	@ max lout
Output current ripple HF	≤ 4	%	@ frequency range 60Hz-3KHz
Output $P_{\text{st}}^{\text{LM}}$	≤ 0.3		
Output SVM	≤ 0.1		
Output power	3.6...150.0	W	
Minimum performance output power	50	W	Power factor > 0.9 and THD < 20%

XI EP 150W 0.1-1.5A 0-10V LA

Control interfaces

Specification item	Value	Unit	Condition
Control method	0-10V		
Dimming range	10...100	%	Default range
Dimming Source Current	0.25	mA	max source current across entire dimming range
Maximum Dimming Voltage	12	V	

Isolation

Isolation per IEC 61347-1	Input	Output	Control	Ground
Input	-	Double	Basic	Double
Output	Double	-	Basic	Basic
Control	Basic	Basic	-	Basic
Ground	Double	Basic	Basic	-

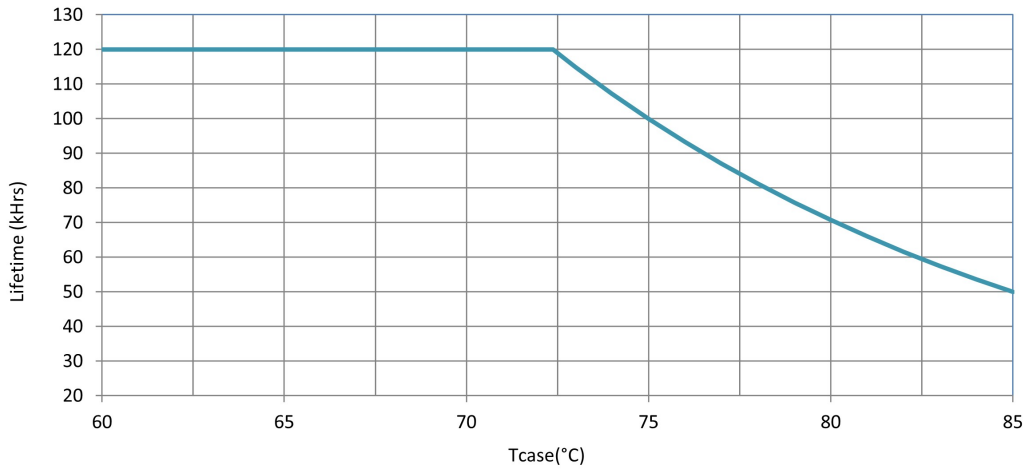
Operational temperatures and humidity

Specification item	Value	Unit	Condition
Ambient temperature	-30...+55	°C	Higher ambient temperature allowed as long as Tcase-max is not exceeded
Tcase-life	85	°C	50000 hours measured at T _c -point

Lifetime

Specification item	Value	Unit	Condition
Driver lifetime	50,000	hours	Measured temperature at Tcase-point is Tcase-life. Maximum failures = 10%
Driver lifetime Tmax	0	hours	Measured temperature at Tcase-point is Tcase-life. Maximum failures = 10%

XI EP 150W 0.1-1.5A 0-10V LA



Maximum failures = 10%

Programmable features

Specification item	Available	Default setting	Condition
Set Adjustable Output Current (AOC)	NFC, SimpleSet	1050 mA	
0-10V	Yes		
Dim to off	Yes		
OEM Write Protection (OWP)	Yes		

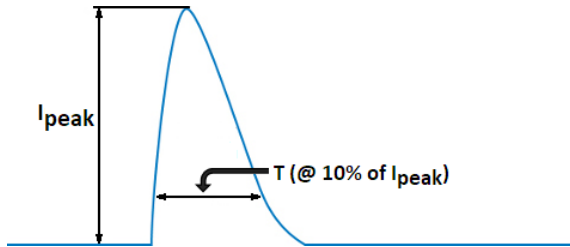
Non-programmable features

Specification item	Value	Condition
Open load protection	Yes	Automatic recovering
Short circuit protection	Yes	Automatic recovering
Over power protection	Yes	Automatic recovering
Overtemperature protection	Yes	Automatic recovering

XI EP 150W 0.1-1.5A 0-10V LA

Inrush current

Specification item	Value	Unit	Condition
Inrush current	53	A	Input voltage 127V
Inrush current	93	A	Input voltage 220V
Inrush peak width	267	μ s	Input voltage 127V, measured at 10% height
Inrush peak width	257	μ s	Input voltage 220V, measured at 10% height



Surge immunity

Specification item	Value	Unit	Condition
Mains surge immunity (diff. mode)	6	kV	IEC 61000-4-5 Surge Type 1.2/50us Combination Wave (w/t 2 ohm)
Mains surge immunity (comm. mode)	6	kV	IEC 61000-4-5 Surge Type 1.2/50us Combination Wave (w/t 12 ohm)

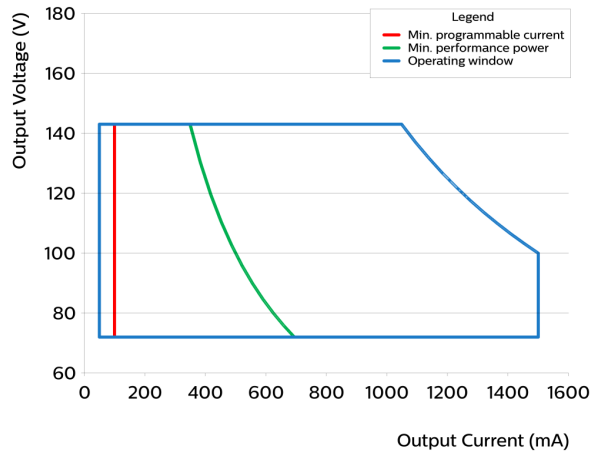
Approbation

Specification item	Value
Approval Marks / Agency Approbations	CB / CE
EMI standards	CISPR 15
Audible Noise	<24dB Class A

XI EP 150W 0.1-1.5A 0-10V LA

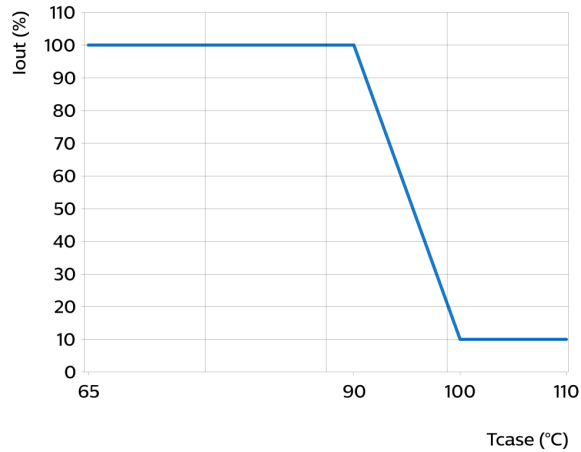
Graphs

Operating window



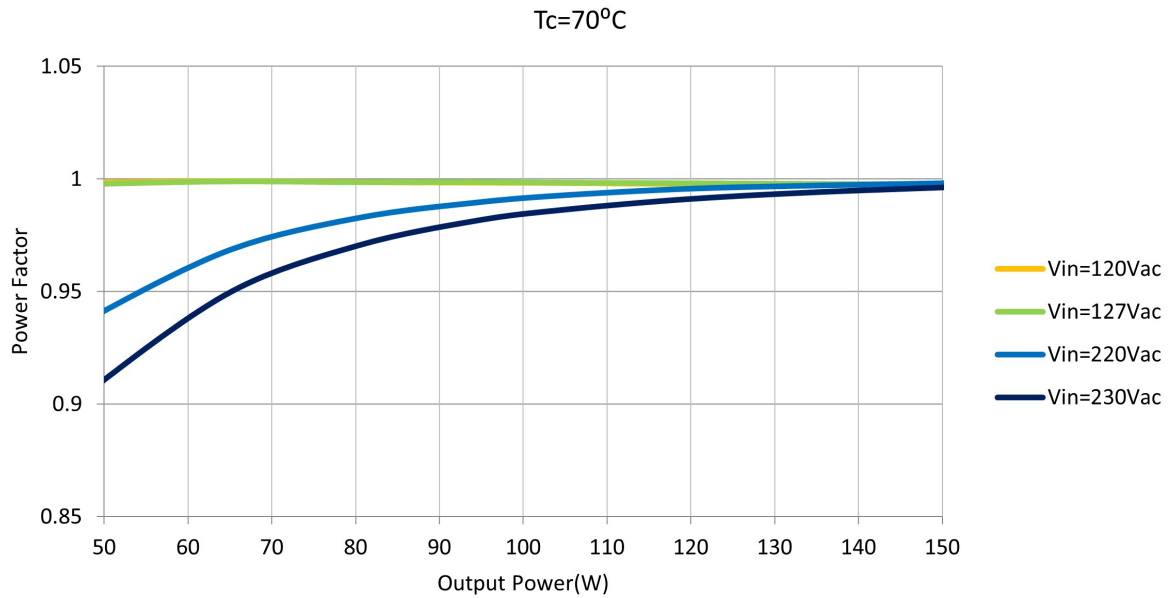
- Factory default output current is 1.05A.
- To get a 100% to 10% dimming range, the output current setting through AOC should be $\geq 0.5A$.
- Factory default minimum dimming is 10%. This can be adjusted between 10% and 100% using Philips MultiOne.

Over Temperature Protection

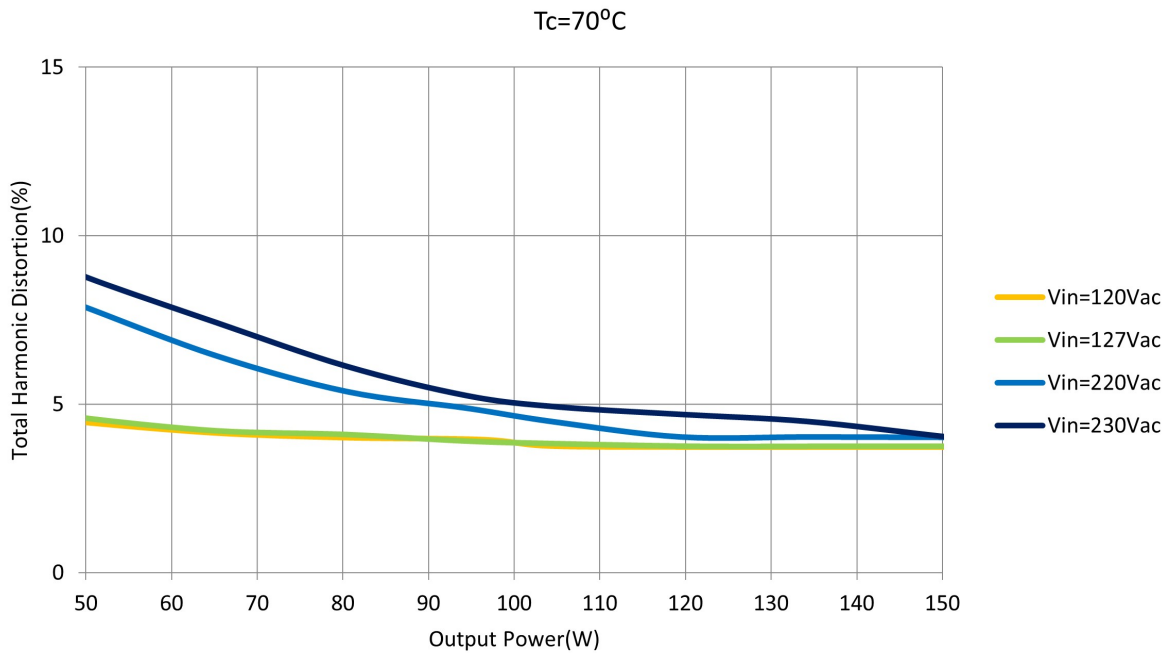


XI EP 150W 0.1-1.5A 0-10V LA

Power factor versus output power

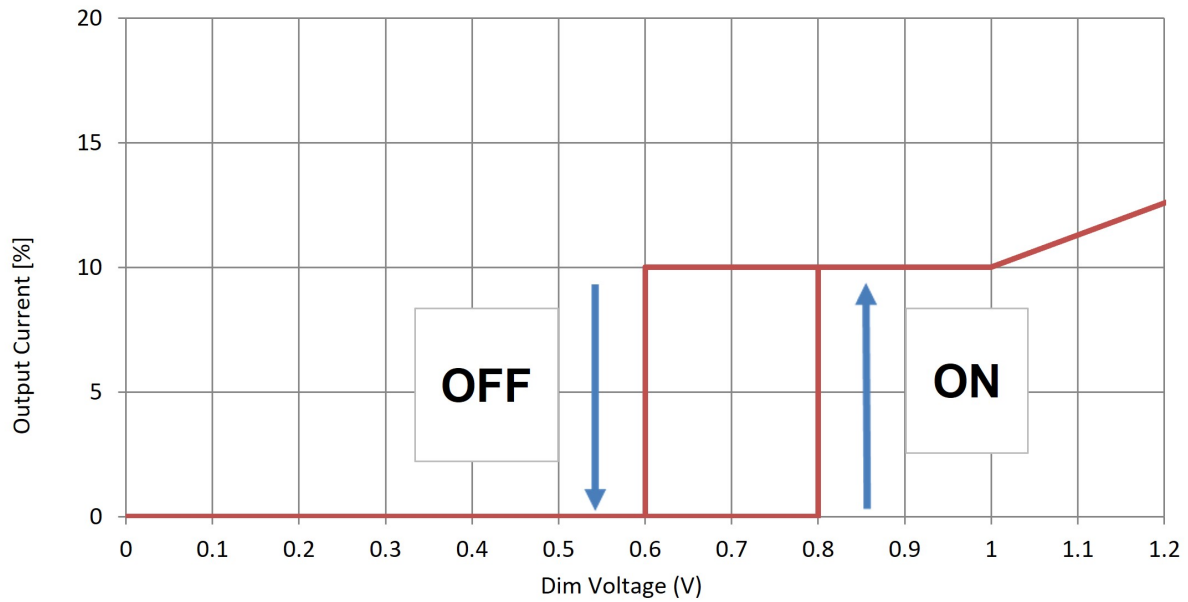
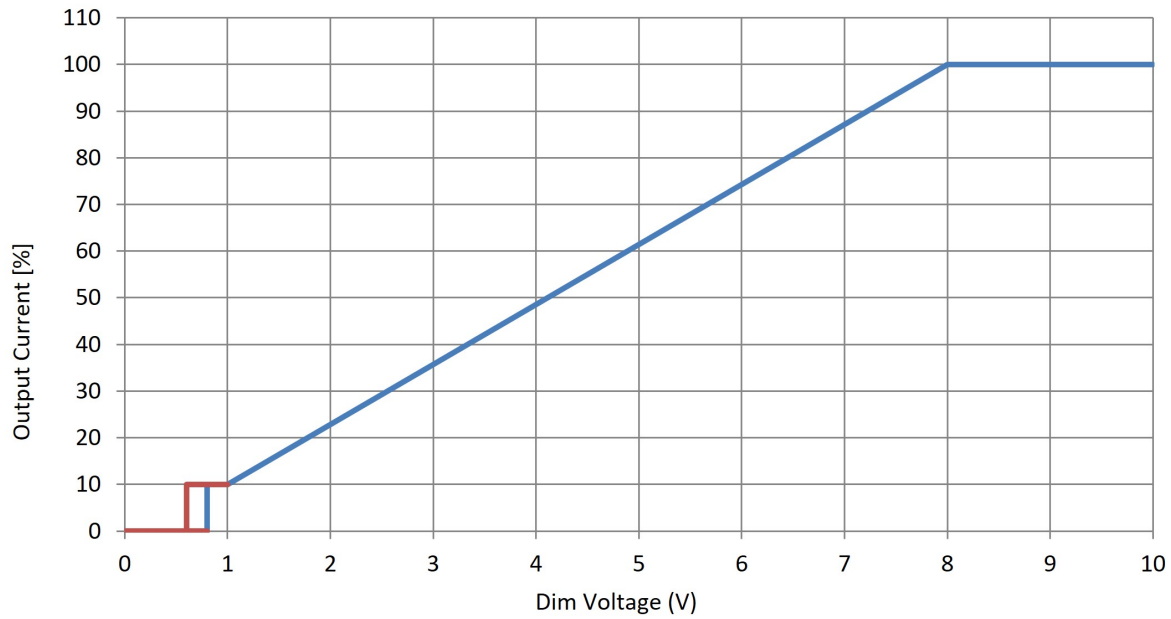


THD versus output power



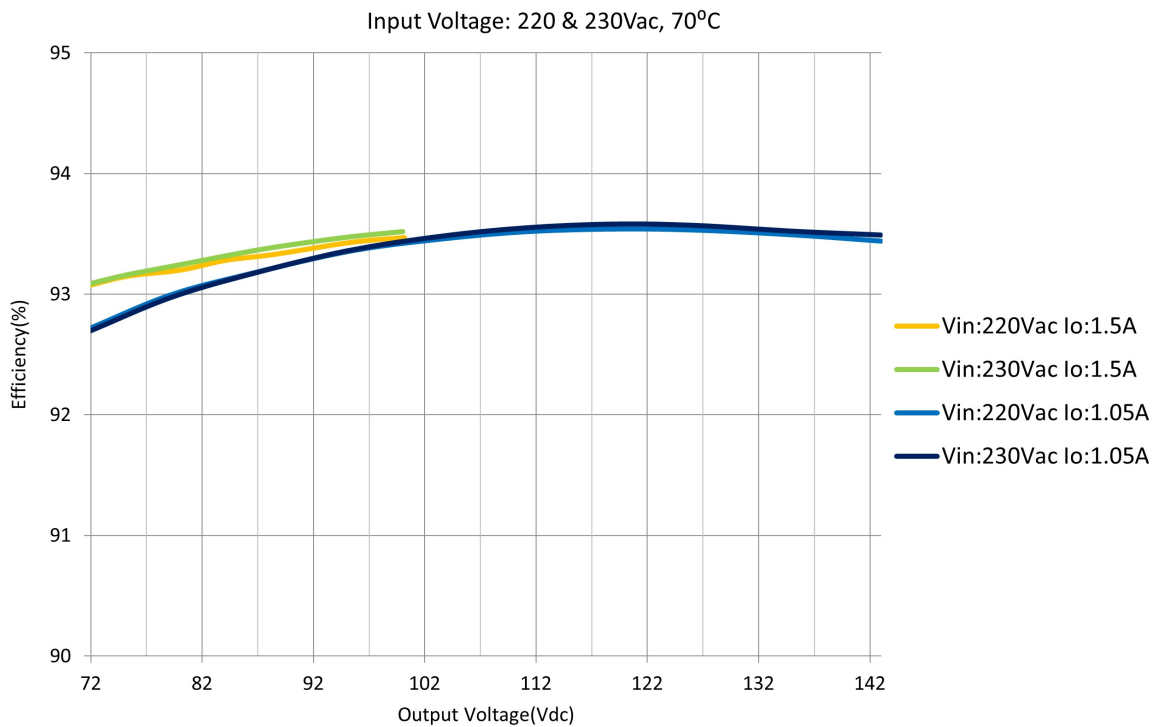
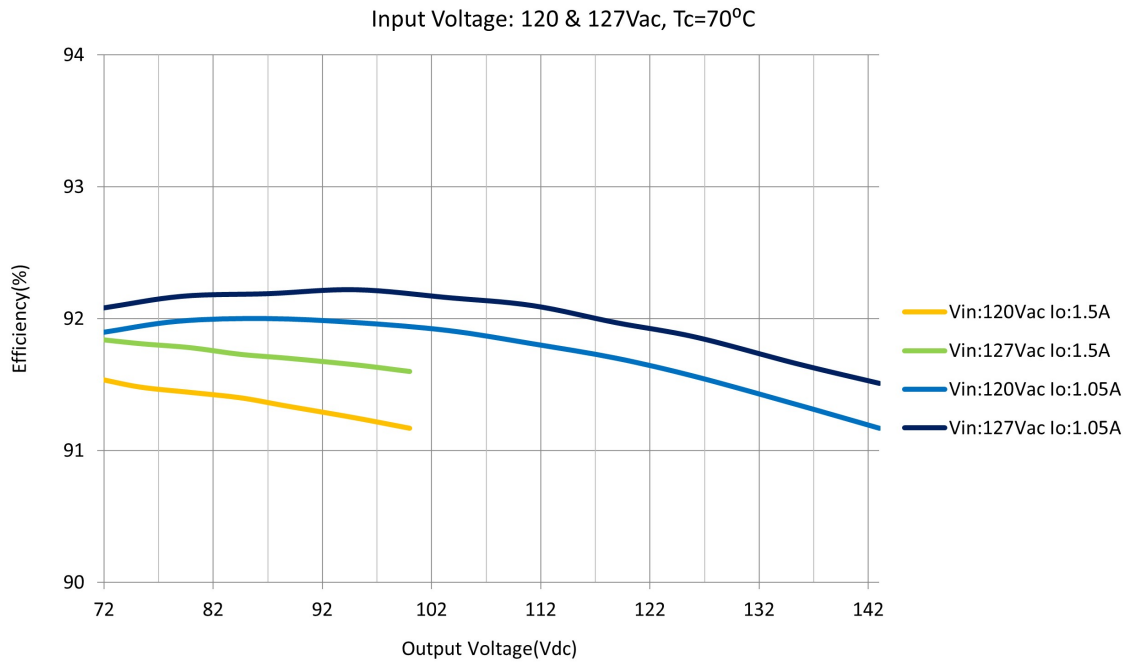
XI EP 150W 0.1-1.5A 0-10V LA

I_{out} as function of 0-10V interface



XI EP 150W 0.1-1.5A 0-10V LA

Efficiency as function of V_{out}



XI EP 150W 0.1-1.5A 0-10V LA



© 2025 Signify Holding. All rights reserved. The information provided herein is subject to change, without notice. Signify does not give any representation or warranty as to the accuracy or completeness of the information included herein and shall not be liable for any action in reliance thereon. The information presented in this document is not intended as any commercial offer and does not form part of any quotation or contract, unless otherwise agreed by Signify. All trademarks are owned by Signify Holding or their respective owners.

Signify North America Corporation
400 Crossing Blvd, Suite 600,
Bridgewater, NJ 08807
Telephone 855-486-2216

Signify Canada Ltd.
281 Hillmount Road,
Markham, ON
Canada L6C 2S3
Telephone 800-668-9008

www.signify.com/advance