



# MasterColor CDM ED23 1/2 Elite

## CDM100/U/PS/4K ED23.5 - Elite

Philips MasterColor Ceramic Metal Halide Pulse Start ED23 1/2 Lamps are a better value than quartz metal halide, with longer life, higher lumen maintenance, and energy efficiency.

### Warnings and Safety

• R "WARNING: These lamps can cause serious skin burn and eye inflammation from short wave ultraviolet radiation if outer envelope of the lamp is broken or punctured. Do not use where people will remain for more than a few minutes unless adequate shielding or other safety precautions are used. Certain lamps that will automatically extinguish when the outer envelope is broken or punctured are commercially available." This lamp complies with FDA radiation performance standard 21 CFR subchapter J. (USA:21 CFR 1040.30 Canada: SOR/DORS/80-381)

### Product data

General Information	
Cap-Base	E39 [Single Contact Mogul Screw]
Operating Position	UNIVERSAL [Any or Universal (U)]
Features	ELITE
Life to 50% Failures (Nom)	20,000 hour(s)

Light Technical	
Color Code	940 [CCT of 4000K]
Color Designation	Cool White (CW)
Chromaticity Coordinate X (Nom)	0.378
Chromaticity Coordinate Y (Nom)	0.370
Correlated Color Temperature (Nom)	4180 K
Luminous Efficacy (Rated) (Min)	90 lm/W
Luminous Efficacy (rated) (Nom)	104 lm/W

Color rendering index (CRI)	90
-----------------------------	----

Operating and Electrical	
Power Consumption	100.4 W
Lamp Current (Nom)	1.10 A
Voltage (Nom)	102 V

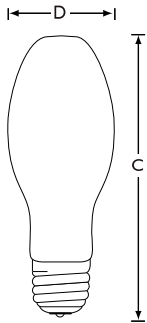
Mechanical and Housing	
Bulb Finish	Clear
Bulb Material	Hard Glass
Bulb Shape	ED-23 1/2
Net Weight (Piece)	0.001 kg

# MasterColor CDM ED23 1/2 Elite

Approval and Application	
Mercury (Hg) Content (Max)	9.9 mg
Product Data	
Order product name	CDM100/U/PS/4K ED23.5 - Elite
Full product name	CDM100/U/PS/4K ED23.5 - Elite
Order code	928601178401

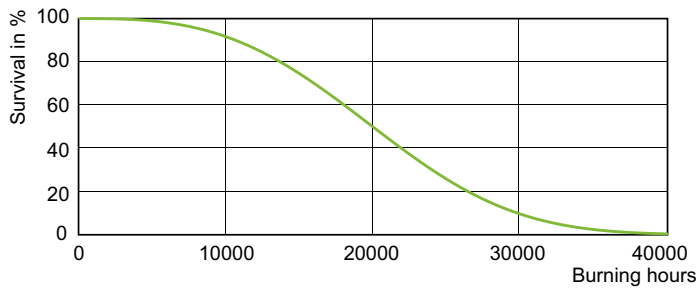
Material Nr. (12NC)	928601178401
Numerator - Quantity Per Pack	1
EAN/UPC - Product/Case	046677430689
Numerator - Packs per outer box	12
EAN/UPC - Case	50046677430684

## Dimensional drawing

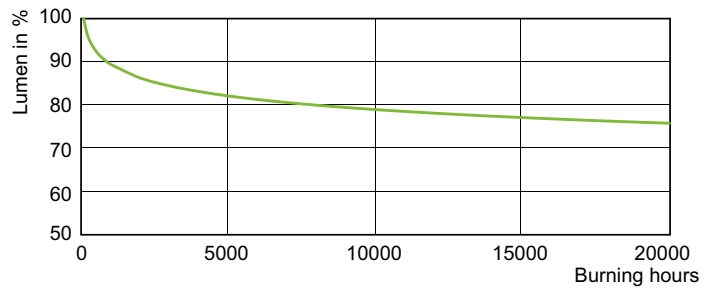


Product	D	C (max)
CDM100/U/PS/4K ED23.5 - Elite	2.938 inch	7.75 inch

## Lifetime



LDLE\_D-CDM-PS\_0002-Life expectancy diagram



Lumen Maintenance Diagram - CDM100/U/PS/4K ED23.5 - Elite

