



MH-Sc

MH 150W/640 E27 CL 1SL/24

Sodium Scandium Metal Halide Lamps consisting of a gasfilled glass bulb, which alternatively are clear or internal coated, and a quartz discharge tube (DT).

Product data

General Information	
Cap-Base	E27
Operating Position	H [Hanging or Base Up (BU)]
Life to 50% Failures (Nom)	10,000 hour(s)

Light Technical	
Color Code	640 [CCT of 4000K]
Color Designation	Cool White (CW)
Chromaticity Coordinate X (Nom)	385
Chromaticity Coordinate Y (Nom)	390
Correlated Color Temperature (Nom)	4000 K
Luminous Efficacy (rated) (Nom)	95 lm/W
Color rendering index (CRI)	65

Operating and Electrical	
Power Consumption	153 W
Voltage (Nom)	95 V

Controls and Dimming	
Dimmable	No

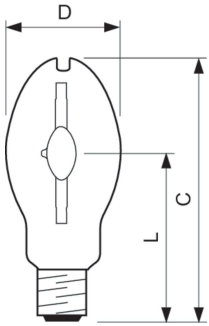
Mechanical and Housing	
Bulb Finish	Clear
Bulb Shape	ED55
Net Weight (Piece)	0.071 kg

Approval and Application	
Mercury (Hg) Content (Nom)	11 mg
Energy Consumption kWh/1000 h	165 kWh

Product Data	
Order product name	MH 150W/640 E27 CL 1SL/24
Full product name	MH 150W/640 E27 CL 1SL/24
Full product code	871150021159030
Order code	928484600092
Material Nr. (12NC)	928484600092
Numerator - Quantity Per Pack	1
EAN/UPC - Product/Case	8711500211590
Numerator - Packs per outer box	24
EAN/UPC - Case	8711500211606

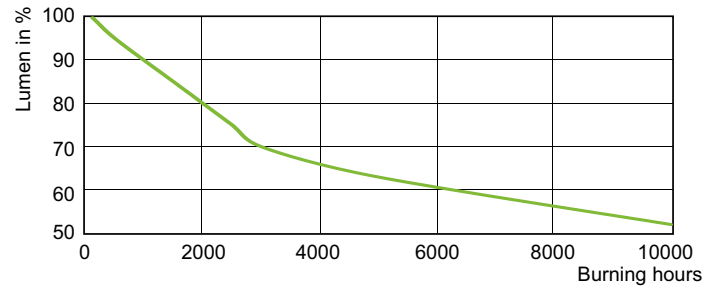
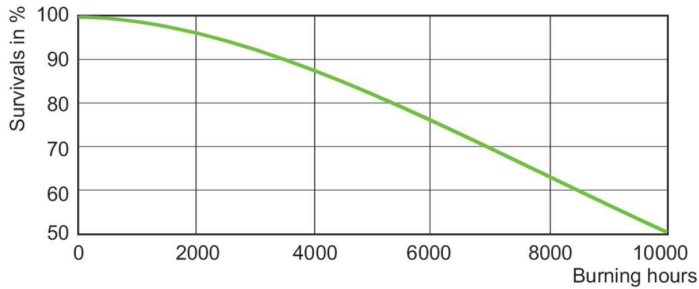
MH-NaSc

Dimensional drawing



Product	D (max)	L (min)	C (max)
MH 150W/640 E27 CL 1SL/24	56 mm	83 mm	141 mm

Lifetime



LDLE_MH_0009-Life expectancy diagram

Lumen Maintenance Diagram - MH 150W/640 E27 CL 1SL/24

