



HPI-T High Wattage

HPI-T 1000W/543 E40 1SL/4

Quartz metal halide lamps with clear outer bulb

Warnings and Safety

- Use only in totally enclosed luminaire, even during testing (IEC61167, IEC 62035, IEC60598)
- The luminaire must be able to contain hot lamp parts if the lamp ruptures
- For use with control gear designed for high-pressure mercury lamps
- A lamp breaking is extremely unlikely to have any impact on your health. If a lamp breaks, ventilate the room for 30 minutes and remove the parts, preferably with gloves. Put them in a sealed plastic bag and take it to your local waste facilities for recycling. Do not use a vacuum cleaner.

Product data

General Information	
Cap-Base	E40
Operating Position	P [Parallel or Horizontal(HOR)]
Life to 50% Failures (Nom)	12,000 hour(s)
Light Technical	
Color Code	543 [CCT of 4300K]
Color Designation	Cool White (CW)
Chromaticity Coordinate X (Nom)	370
Chromaticity Coordinate Y (Nom)	380
Correlated Color Temperature (Nom)	4300 K
Luminous Efficacy (rated) (Nom)	83 lm/W
Color rendering index (CRI)	57
Arc Length O (Nom)	80 mm
Operating and Electrical	
Power Consumption	990 W

Voltage (Nom)	130 V
Controls and Dimming	
Dimmable	No
Mechanical and Housing	
Bulb Finish	Clear
Bulb Shape	T65
Net Weight (Piece)	0.426 kg
Approval and Application	
Mercury (Hg) Content (Nom)	86 mg
Energy Consumption kWh/1000 h	1,089 kWh
CE mark	Yes

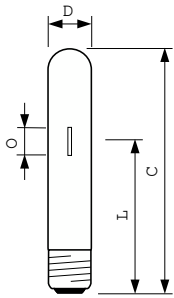
Product Data	
Order product name	HPI-T 1000W/543 E40 1SL/4
Full product name	HPI-T 1000W/543 E40 1SL/4

HPI-T High Wattage

Full product code	871150018373645
Order code	928482600096
Material Nr. (12NC)	928482600096
Numerator - Quantity Per Pack	1
EAN/UPC - Product/Case	8711500183736

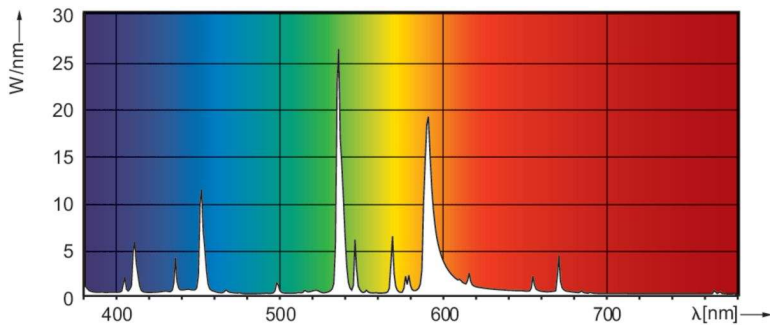
Numerator - Packs per outer box	4
EAN/UPC - Case	8711500183743

Dimensional drawing



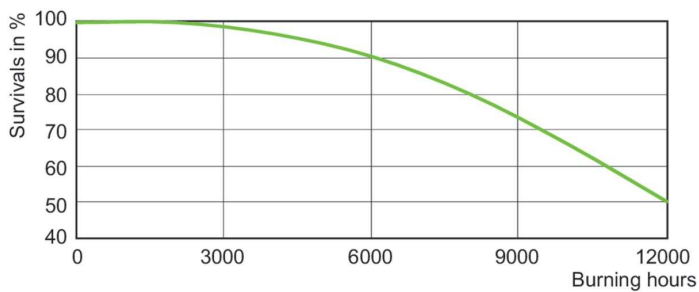
Product	D (max)	O	L	C (max)
HPI-T 1000W/543 E40 1SL/4	66 mm	80 mm	240 mm	382 mm

Photometric data

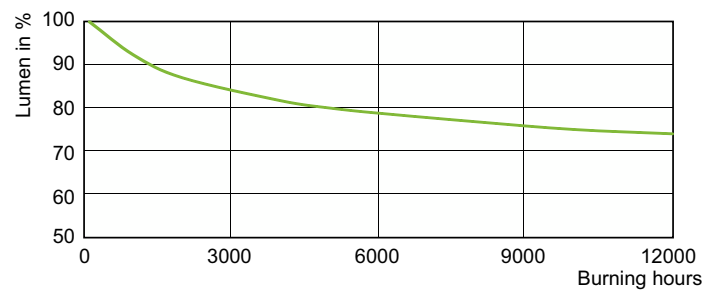


Spectral Power Distribution Colour - HPI-T 1000W/543 E40 1SL/4

Lifetime



LDLE_HPI-THW_0003-Life expectancy diagram



Lumen Maintenance Diagram - HPI-T 1000W/543 E40 1SL/4

HPI-T High Wattage

