



MASTER HPI Plus

HPI PLUS 250W/645 BU E40 1SL/12

Quartz metal halide lamps with opalized outer bulb

Warnings and Safety

- Use only in totally enclosed luminaire, even during testing (IEC61167, IEC 62035, IEC60598)
- The luminaire must be able to contain hot lamp parts if the lamp ruptures
- For use with control gear designed for high-pressure mercury or sodium lamps
- A lamp breaking is extremely unlikely to have any impact on your health. If a lamp breaks, ventilate the room for 30 minutes and remove the parts, preferably with gloves. Put them in a sealed plastic bag and take it to your local waste facilities for recycling. Do not use a vacuum cleaner.

Product data

General Information

Cap-Base	E40
Operating Position	H [Hanging or Base Up (BU)]
Life to 50% Failures (Nom)	20,000 hour(s)

Light Technical

Color Code	645 [CCT of 4500K]
Color Designation	Cool White (CW)
Chromaticity Coordinate X (Nom)	359
Chromaticity Coordinate Y (Nom)	354
Correlated Color Temperature (Nom)	4500 K
Luminous Efficacy (rated) (Nom)	66 lm/W
Color rendering index (CRI)	65

Operating and Electrical

Power Consumption	256 W
Voltage (Nom)	128 V

Controls and Dimming

Dimmable	No
----------	----

Mechanical and Housing

Bulb Finish	Coated glass
Bulb Shape	BD90
Net Weight (Piece)	0.167 kg

Approval and Application

Mercury (Hg) Content (Nom)	47 mg
Energy Consumption kWh/1000 h	278 kWh

Product Data

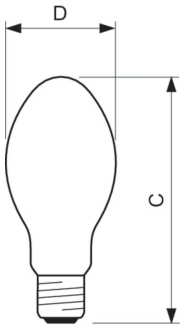
Order product name	HPI PLUS 250W/645 BU E40 1SL/12
Full product name	HPI PLUS 250W/645 BU E40 1SL/12
Full product code	692234199951200
Order code	928481400094
Material Nr. (12NC)	928481400094

MASTER HPI Plus

Numerator - Quantity Per Pack	1
EAN/UPC - Product/Case	6922341999512
Numerator - Packs per outer box	12

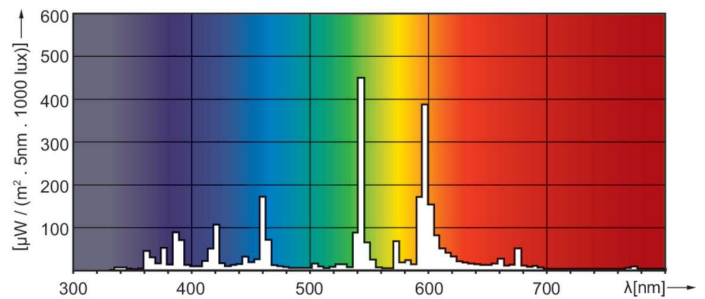
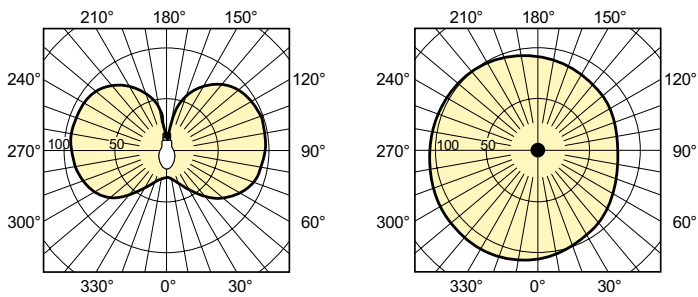
EAN/UPC - Case	6922341993121
----------------	---------------

Dimensional drawing



Product	D (max)	C (max)
HPI PLUS 250W/645 BU E40 1SL/12	91 mm	226 mm

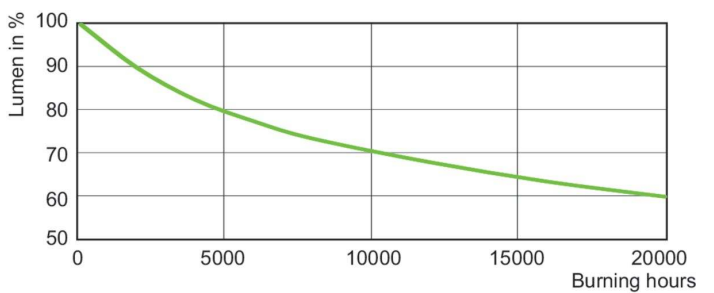
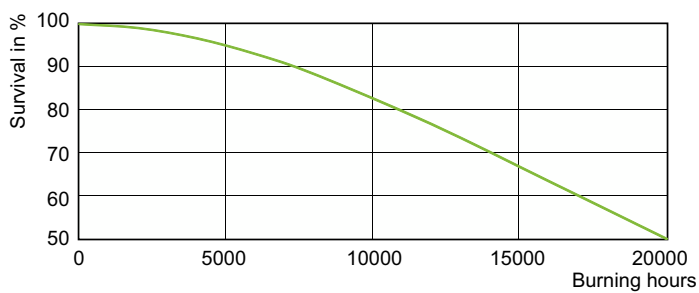
Photometric data



Light Distribution Diagram - HPI PLUS 250W/645 BU E40 1SL/12

Spectral Power Distribution Colour - HPI PLUS 250W/645 BU E40 1SL/12

Lifetime



LDLE_HPI_250W_400W-Life expectancy diagram

Lumen Maintenance Diagram - HPI PLUS 250W/645 BU E40 1SL/12

MASTER HPI Plus

