



MasterColor CDM-T T6

CDM-T 70W/942 G12 T6 CL

MasterColor CDM lamp gives a unique combination of unbeatable light quality and consistent performance over lifetime while keeping running costs low. The Philips MasterColor Tubular Single-Ended T6 lamp is a compact, energy efficient, ceramic metal halide lamp that provides crisp, sparkling light.

Warnings and Safety

- R "WARNING: These lamps can cause serious skin burn and eye inflammation from short wave ultraviolet radiation if outer envelope of the lamp is broken or punctured. Do not use where people will remain for more than a few minutes unless adequate shielding or other safety precautions are used. Certain lamps that will automatically extinguish when the outer envelope is broken or punctured are commercially available." This lamp complies with FDA radiation performance standard 21 CFR subchapter J. (USA:21 CFR 1040.30 Canada: SOR/DORS/80-381)

Product data

General Information	
Cap-Base	G12
Operating Position	UNIVERSAL [Any or Universal (U)]
Life to 50% Failures (Nom)	12,000 hour(s)

Light Technical	
Color Code	942 [CCT of 4200K]
Color Designation	Cool White (CW)
Chromaticity Coordinate X (Nom)	0.377
Chromaticity Coordinate Y (Nom)	0.376
Correlated Color Temperature (Nom)	4200 K
Luminous Efficacy (rated) (Nom)	85 lm/W
Color rendering index (CRI)	92

Operating and Electrical	
Arc Length O (Nom)	6 mm
Power Consumption	73.2 W
Voltage (Nom)	88 V

Controls and Dimming	
Dimmable	No

Mechanical and Housing	
Bulb Finish	Clear
Bulb Shape	T19
Net Weight (Piece)	0.029 kg

MasterColor CDM-T T6

Approval and Application

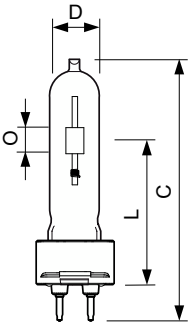
Mercury (Hg) Content (Nom)	6.1 mg
Energy Consumption kWh/1000 h	80 kWh

Product Data

Order product name	CDM-T 70W/942 G12 T6 CL
Full product name	CDM-T 70W/942 G12 T6 CL
Order code	928084505115

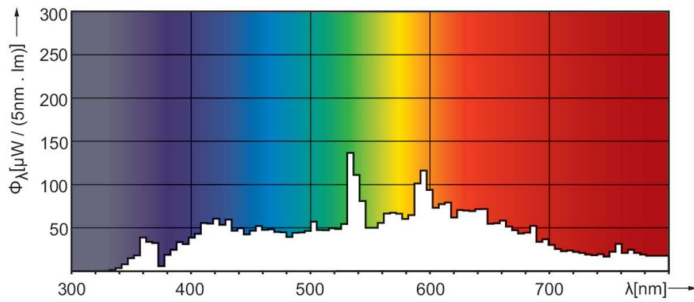
Material Nr. (12NC)	928084505115
Numerator - Quantity Per Pack	1
EAN/UPC - Product/Case	046677281373
Numerator - Packs per outer box	12
EAN/UPC - Case	50046677281378

Dimensional drawing

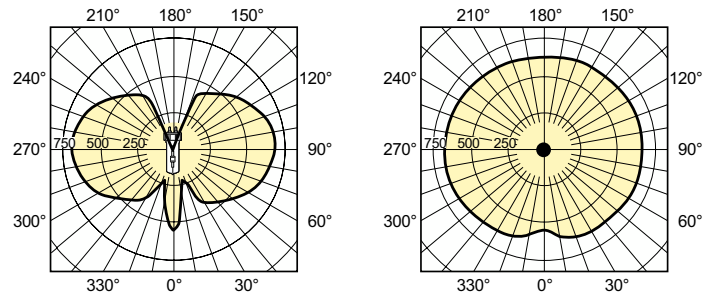


Product	D (max)	D	O	L (min)	L (max)	L	C (max)
CDM-T 70W/942 G12 T6 CL	20 mm	0.75 inch	6 mm	55 mm	57 mm	56 mm	103 mm

Photometric data



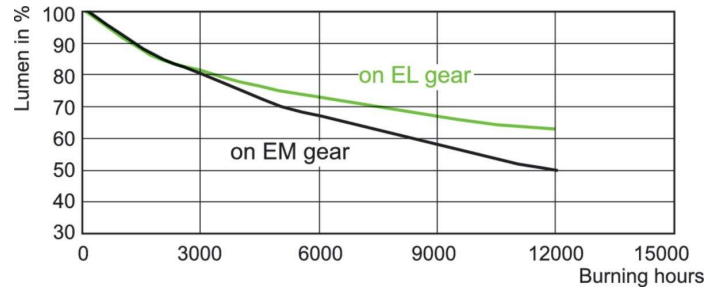
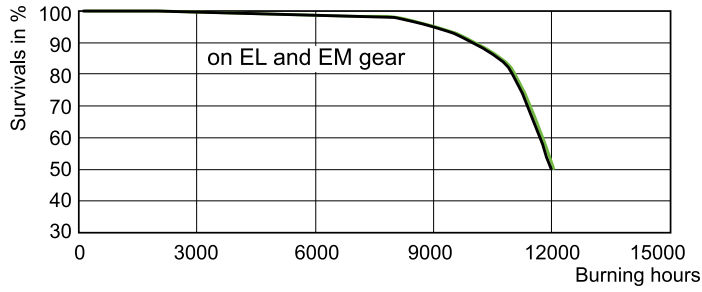
Spectral Power Distribution Colour - CDM-T 70W/942 G12 T6 CL



Light Distribution Diagram - CDM-T 70W/942 G12 T6 CL

MasterColor CDM-T T6

Lifetime



LDLE_CDM-T_70W_942-Life expectancy diagram

Lumen Maintenance Diagram - CDM-T 70W/942 G12 T6 CL

