



HPI-T High Wattage

HPI-T 2000W/542 E40 380V 1SL/4

Quartz metal halide lamps with clear outer bulb

Warnings and Safety

- Use only in totally enclosed luminaire, even during testing (IEC61167, IEC 62035, IEC60598)
- The luminaire must be able to contain hot lamp parts if the lamp ruptures
- For use with control gear designed for high-pressure mercury lamps
- A lamp breaking is extremely unlikely to have any impact on your health. If a lamp breaks, ventilate the room for 30 minutes and remove the parts, preferably with gloves. Put them in a sealed plastic bag and take it to your local waste facilities for recycling. Do not use a vacuum cleaner.

Product data

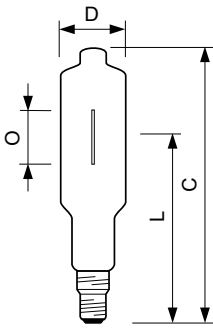
General Information		Voltage (Nom)	
Cap-Base	E40	232 V	
Operating Position	P20 [Parallel +/-20D or Horizontal(HOR)]	Controls and Dimming	
Life to 50% Failures (Nom)	12,000 hour(s)	Dimmable	No
Light Technical		Mechanical and Housing	
Color Code	542 [CCT of 4200K]	Bulb Finish	Clear
Color Designation	Cool White (CW)	Bulb Shape	T100
Chromaticity Coordinate X (Nom)	387	Net Weight (Piece)	586.000 g
Chromaticity Coordinate Y (Nom)	403	Approval and Application	
Correlated Color Temperature (Nom)	3800 K	Mercury (Hg) Content (Nom)	256 mg
Luminous Efficacy (rated) (Nom)	101 lm/W	Energy Consumption kWh/1000 h	2,178 kWh
Color rendering index (CRI)	59	CE mark	Yes
Arc Length O (Nom)	120 mm	Product Data	
Operating and Electrical		Order product name	HPI-T 2000W/542 E40 380V 1SL/4
Power Consumption	1,980 W	Full product name	HPI-T 2000W/542 E40 380V 1SL/4

HPI-T High Wattage

Full product code	871150020235245
Order code	928074209228
Material Nr. (12NC)	928074209228
Numerator - Quantity Per Pack	1
EAN/UPC - Product/Case	8711500202352

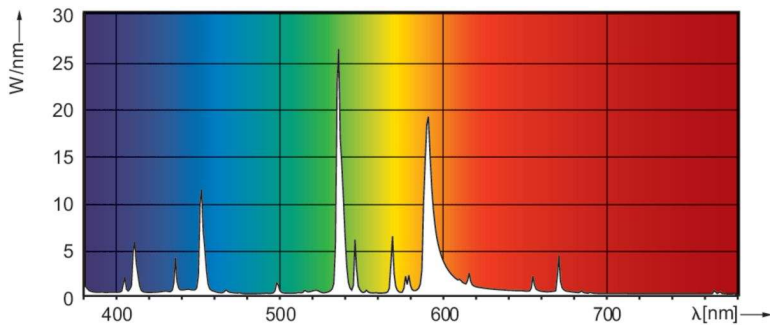
Numerator - Packs per outer box	4
EAN/UPC - Case	8711500202369

Dimensional drawing



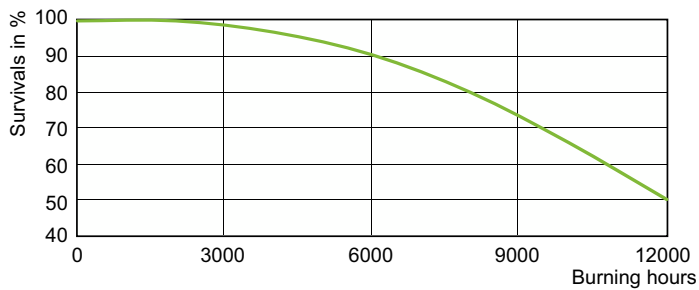
Product	D (max)	O	L	C (max)
HPI-T 2000W/542 E40 380V 1SL/4	101.5 mm	120 mm	267 mm	430 mm

Photometric data

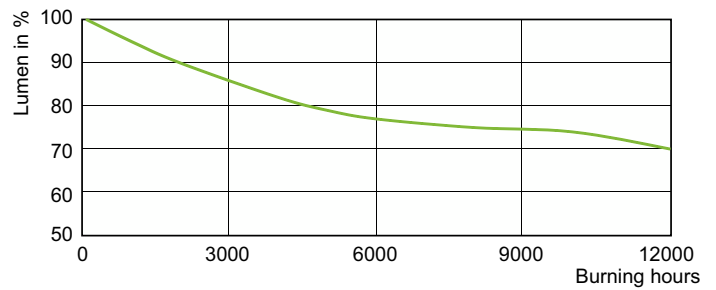


Spectral Power Distribution Colour - HPI-T 2000W/542 E40 380V 1SL/4

Lifetime



LDLE_HPI-THW_0002-Life expectancy diagram



Lumen Maintenance Diagram - HPI-T 2000W/542 E40 380V 1SL/4

HPI-T High Wattage

