



HPI-T High Wattage

HPI-T 2000W/646 E40 220V CRP/4

Quartz metal halide lamps with clear outer bulb

Warnings and Safety

- Use only in totally enclosed luminaire, even during testing (IEC61167, IEC 62035, IEC60598)
- The luminaire must be able to contain hot lamp parts if the lamp ruptures
- For use with control gear designed for high-pressure mercury lamps
- A lamp breaking is extremely unlikely to have any impact on your health. If a lamp breaks, ventilate the room for 30 minutes and remove the parts, preferably with gloves. Put them in a sealed plastic bag and take it to your local waste facilities for recycling. Do not use a vacuum cleaner.

Product data

General Information	
Cap base	E40
Operating position	P75 [Parallel +/-75D or Horizontal(HOR)]
Life to 50% failures (nom.)	12,000 h

Light Technical	
Colour Code	646 [CCT of 4600K]
Colour designation	Cool White (CW)
Chromaticity Coordinate X (Nom)	375
Chromaticity Coordinate Y (Nom)	385
Correlated Colour Temperature (Nom)	4200 K
Luminous efficacy (rated) (nom.)	95 lm/W
Colour rendering index (CRI)	63
Arc Length O (Nom)	89 mm

Operating and Electrical	
Power Consumption	1,980 W

Voltage (nom.)	130 V
----------------	-------

Controls and Dimming	
Dimmable	No

Mechanical and Housing	
Lamp Finish	Clear
Bulb shape	T100
Net Weight (Piece)	569.000 g

Approval and Application	
Mercury (Hg) content (nom.)	155 mg
Energy consumption kWh/1,000 hours	2,178 kWh
CE mark	Yes

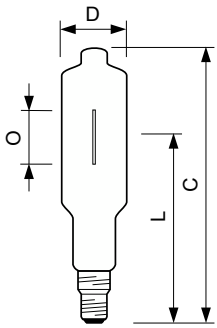
Product Data	
Order product name	HPI-T 2000W/646 E40 220V CRP/4
Full product name	HPI-T 2000W/646 E40 220V CRP/4

HPI-T High Wattage

Full EOC	871150018376745
Order code	928073609231
Material no. (12 NC)	928073609231
Local order code	HPIT2000/230V
Numerator – quantity per pack	1

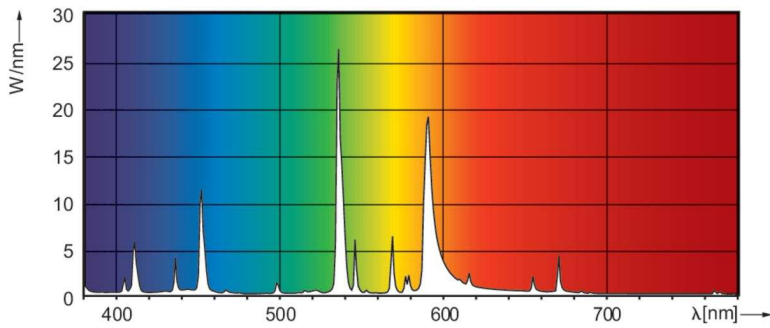
EAN/UPC – Product/Case	8711500183767
Numerator – packs per outer box	4
EAN/UPC - Case	8711500183774

Dimensional drawing



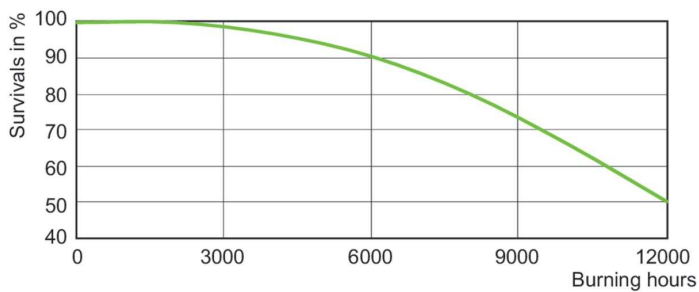
Product	D (max)	O	L	C (max)
HPI-T 2000W/646 E40 220V CRP/4	101.5 mm	89 mm	290 mm	430 mm

Photometric data

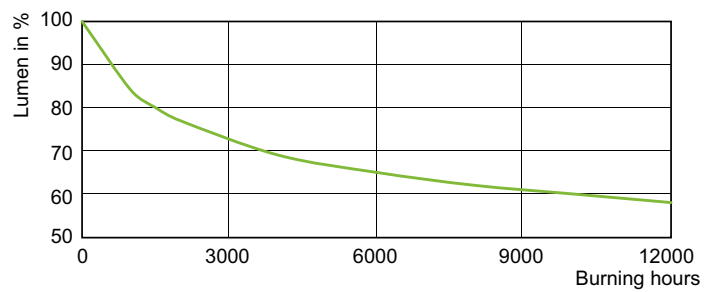


Spectral Power Distribution Colour - HPI-T 2000W/646 E40 220V CRP/4

Lifetime



LDLE_HPI-THW_0003-Life expectancy diagram



Lumen Maintenance Diagram - HPI-T 2000W/646 E40 220V CRP/4

HPI-T High Wattage

