



MASTER TL-D Super 80



MASTER TL-D Super 80 1m 36W/840 1SL/25

Low-pressure mercury discharge lamps with a tubular 26 mm envelope

Warnings and Safety

- A lamp breaking is extremely unlikely to have any impact on your health. If a lamp breaks, ventilate the room for 30 minutes and remove the parts, preferably with gloves. Put them in a sealed plastic bag and take it to your local waste facilities for recycling. Do not use a vacuum cleaner.

Product data

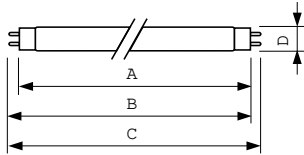
General Information		Controls and Dimming	
Cap-Base	G13 [Medium Bi-Pin Fluorescent]	Dimmable	Yes
Flux measurement reference	Sphere		
Life to 50% Failures (Nom)	15,000 hour(s)	Mechanical and Housing	
		Bulb Shape	T8
		Net Weight (Piece)	120.000 g
Light Technical		Approval and Application	
Color Code	840 [CCT of 4000K]	Energy Efficiency Class	G
Luminous Flux	3,100 lm	Mercury (Hg) Content (Nom)	1.7 mg
Color Designation	Cool White (CW)	Energy Consumption kWh/1000 h	37 kWh
Chromaticity Coordinate X (Nom)	0.38	EPREL Registration Number	423418
Chromaticity Coordinate Y (Nom)	0.38	CE mark	Yes
Correlated Color Temperature (Nom)	4000 K		
Luminous Efficacy (rated) (Nom)	86 lm/W	Product Data	
Color rendering index (CRI)	80	Order product name	MASTER TL-D Super 80 1m 36W/840 SLV/25
		Full product name	MASTER TL-D Super 80 1m 36W/840 1SL/25
Operating and Electrical		Full product code	871150055877040
Power Consumption	36.6 W	Order code	55877040
Lamp Current (Nom)	0.560 A		

MASTER TL-D Super 80

Material Nr. (12NC)	927923084014
Numerator - Quantity Per Pack	1
EAN/UPC - Product/Case	8711500558770
Numerator - Packs per outer box	25

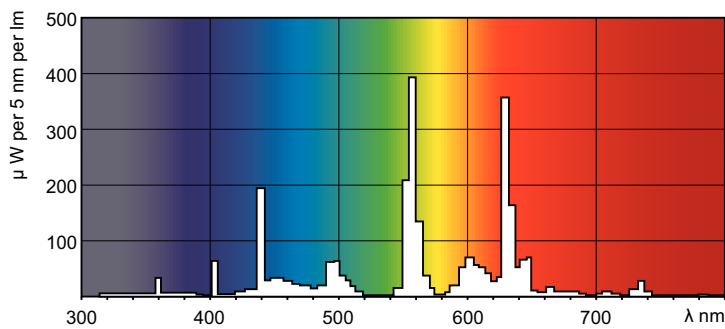
EAN/UPC - Case	8711500558787
----------------	---------------

Dimensional drawing



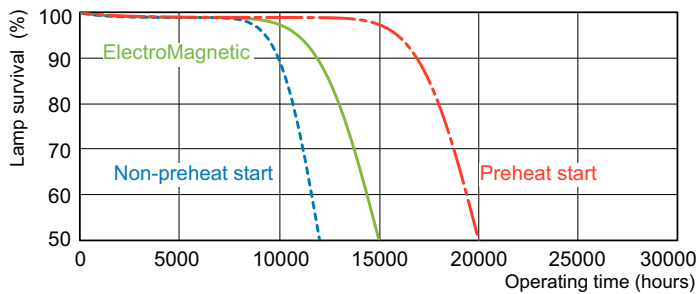
Product	D (max)	A (max)	B (max)	B (min)	C (max)
MASTER TL-D Super 80 1m 36W/840 SLV/25	28 mm	970.0 mm	977.1 mm	974.7 mm	984.2 mm

Photometric data

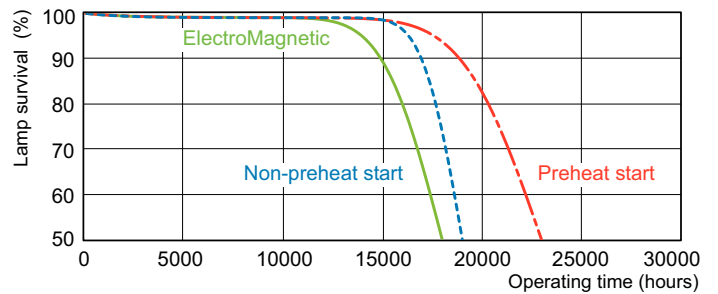


Spectral Power Distribution Colour - MASTER TL-D Super 80 1m 36W/840 SLV/25

Lifetime



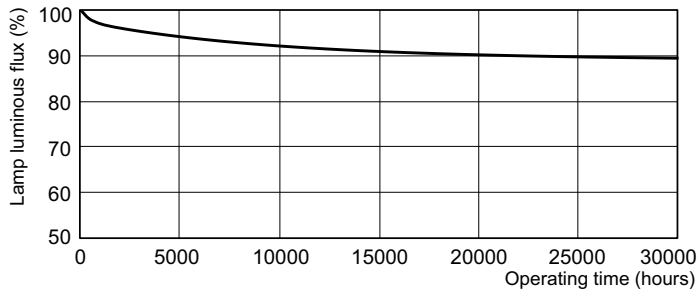
Life expectancy diagram - 3 hour cycle



Life expectancy diagram - 12 hour cycle

MASTER TL-D Super 80

Lifetime



Lumen Maintenance Diagram - MASTER TL-D Super 80 1m 36W/840
SLV/25

