



# CityClassic gen2

## BDP513 LED24/727 DM32 II DGR 60P

CityClassic gen2, Urban road & street light, 17.4 W, 1992 lm, 2700 K, CRI70, Distribution medium 32, Safety class II, IP66, SRG6-6

A balanced, classic design, combined with the latest highly-efficient and future-ready connectivity technology, make CityClassic gen2 a decorative asset for any urban lighting application. Thanks to LED technology, today's luminaires reach very high energy and optical efficacy; CityClassic gen2 also offers the ultimate in design flexibility and functionality. The LEDGINE-O platform comes as standard with fluxes ranging from 600 up to 6500 lm, a choice of more than 30 optics and distributions, and different CCTs and CRIs. The result is fantastic performance and visual comfort, with the promise of future-ready connectivity options. You can also opt for the unique ClearGuide LED platform - a modern and decorative interpretation of the cylinder lantern with a horizontal lamp in a louver stack, that has become so popular. Dedicated Dark Sky versions with low ULR (<1%) requirements are also available. The CityClassic gen2 family is designed to be completely modular. There are two sizes, large and small, each with a matching size large canopy, or Torch versions with no canopy. It's also possible to mix and match different masts and brackets to suit the specific needs of your application. Installation is simple thanks to an IP-rated plug socket connector in the spigot. To make servicing and maintenance easy, or for future connectivity upgrades, the gear cover can be removed without tools using two stainless steel clips. The gear-tray is also easy to remove with two screws, making it quick and simple to (retro)fit a GentleBeam bowl for high lighting comfort and/or the BL2 backlight shielding louver.

### Product data

General Information		Driver included	
Lamp family code	LED24 [LED Module 2400 lm]		Yes
Light source replaceable	Yes	Light source engine type	LED
Number of gear units	1 unit	Service tag	Yes
		Lighting Technology	LED

## CityClassic gen2

Value ladder	Performance
Serviceability class	Class A, luminaire is equipped with serviceable parts (when applicable): LED board, driver, control units, surge protection device, optics, front cover and mechanical parts
Warranty period	5 years
Sustainability rating	Signify Circle

### Light Technical

Upward light output ratio	0.0815
Luminous Flux	1,992 lm
Correlated Color Temperature (Nom)	2700 K
Luminous Efficacy (rated) (Nom)	114 lm/W
Color rendering index (CRI)	70
Light source color	727 warm white
Luminaire light beam spread	4° - 58° × 149°
Optic type outdoor	Distribution medium 32
Effective projected area	0.11 m <sup>2</sup>

### Operating and Electrical

Input Voltage	220 to 240 V
Line Frequency	50 to 60 Hz
Inrush current	18 A
Inrush time	0.28 ms
Power Consumption	17.4 W
Power Factor (Fraction)	0.94
Connection	Connection unit 5-pole
Cable	-
Number of products on MCB of 16 A type B	30
Protection class IEC	Safety class II
Surge Protection (Common/Differential)	Surge protection level until 6 kV differential mode and 6 kV common mode

### Controls and Dimming

Dimmable	No
Driver/power unit/transformer	Power supply unit (On/Off)
Control interface	-
Constant light output	No
DALI Standard	DALI-2™
Maximum dim level	10%

### Mechanical and Housing

Housing Material	Aluminium die-cast ADC1 - alloy grade (EN AC-47100)
Reflector material	-
Optic material	Acrylate
Optical cover material	Polycarbonate
Fixation material	Stainless steel
Housing Color	Anthracite
Mounting device	Post-top for diameter 60 mm

Optical cover shape	Cylinder/cylindrical
Optical cover finish	Clear
Overall height	535 mm
Overall diameter	230 mm
Ingress protection code	IP66 [Dust penetration-protected, jet-proof]
Mech. impact protection code	IK10 [20 J vandal-resistant]
Standard tilt angle posttop	0°
Standard tilt angle side entry	-
Optical cover type	Polycarbonate bowl/cover transparent
Net Weight (Piece)	6.500 kg

### Approval and Application

Flammability mark	For mounting on normally flammable surfaces
CE mark	Yes
ENEC mark	ENEC mark
Photobiological risk	Photobiological risk group 0 @200mm to EN62778
Photobiological risk specification	2.5 m
EU RoHS compliant	Yes
Performance ambient temperature Tq	25 °C
Ambient temperature range	-40 to +50 °C

### Initial Performance (IEC Compliant)

Luminous flux tolerance	+/-7%
Initial chromaticity	(0.457, 0.409) SDCM<5
Power consumption tolerance	+/-10%
Init. Color Rendering Index Tolerance	+/-2
Standard Deviation of Colour Matching (McAdam ellipse)	SDCM≤5

### Over Time Performance (IEC Compliant)

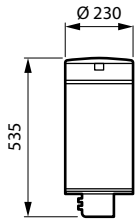
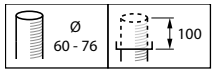
Control gear failure rate at median useful life 100000 h	10 %
Lumen maintenance (EN-IEC 62722-2-1) at median useful life* 100000 h	L97

### Product Data


Order product name	BDP513 LED24/727 DM32 II DGR 60P
Full product name	BDP513 LED24/727 DM32 II DGR 60P
Full product code	871951423291400
Order code	912300024998
Material Nr. (12NC)	912300024998
Numerator - Quantity Per Pack	1
EAN/UPC - Product/Case	8719514232914
Numerator - Packs per outer box	1
EAN/UPC - Case	8719514232914
Product family code	BDP513 [CITYCLASSIC S GEN2 TORCH]

# CityClassic gen2

## Dimensional drawing



## Photometric data



Polar Normal (separate) - BDP510I - 912300024998

