



CoreLine Fastset, surface-mounted

SM155C 60S/830_840 WIA TW3 PI5 L1440

CoreLine Fastset, surface-mounted, All-in, 43.5 W, L1440 mm, 6000 lm, 3000 K, 4000 K, Wireless, Interact Ready

Philips CoreLine FastSet is a 1:1 energy-efficient LED replacement for conventional indoor surface-mounted lights. With identical lumen packages to fluorescent lighting, there's no need to make new lighting calculations for retrofit projects – thanks to the all-in-one design, you can switch between correlated color temperatures (CCT) and lumen package in the same luminaire to suit your exact needs. Installation of these surface-mounted LED lights is fast and flexible too with a choice of simple through-wiring, or cable entry from the side or back of the luminaire. That means CoreLine FastSet indoor surface-mounted lights are easy to mount as a standalone fixture, directly to the surface-mounted or using brackets. You can also create a line of light due to straight end-caps with head to head mounting. It is also easy to connect them to other CoreLine Fastset luminaires to create harmonious lines of light. Should you require it, accessories are also available to adapt the CoreLine fixtures for suspended mounting. As you'd expect from Philips, safety is designed into every CoreLine FastSet luminaire. Not only are the IP44 and IK06 rated to protect against accidental impact, the captive safety pins on the luminaire cover also prevents it from falling. Interact Ready options are available for smart lighting applications. So with CoreLine FastSet surface-mounted LED lights, you have the perfect solution for high circulation areas such as hallways and staircase lighting.

Product data

General Information		Driver included	Yes
Number of gear units	1 unit	Service tag	Yes

CoreLine Fastset, surface-mounted

Value ladder	Performance
Serviceability class	Class C, luminaire without serviceable parts, not serviceable
Warranty period	5 years
Sustainability rating	Unclassified

Light Technical

Luminous Flux	6,000 lm
Saturated Red (R9)	<50
Correlated Color Temperature (Nom)	3000 4000 K
Luminous Efficacy (rated) (Nom)	138 lm/W
Color rendering index (CRI)	>80
Light source color	-
Optic type	Opal
Luminaire light beam spread	110°
Unified glare rating CEN	25
All-in Type	All-in, Multi Color Temperature

Sustainability Data

Product non-virgin material ratio	0.0128 %
GWP total B6 (kg CO2eq) Declared Unit	Please calculate using your local energy mix value: Power Declared Unit (kW) * Service life (hrs) Declared Unit * Energy mix (kg CO2eq / kwh)
GWP total B6 (kg CO2eq) Functional Unit	Please calculate using your local energy mix value: Power Declared Unit (kW) * 1000 (lm) / Lumen output (lm) Declared Unit * 35000 (hrs) * Energy mix (kg CO2 eq / kwh)

Operating and Electrical

Input Voltage	220 to 240 V
Line Frequency	50 or 60 Hz
Inrush current	19 A
Inrush time	0.23 ms
Power Consumption	43.5 W
Power Factor (Fraction)	0.9
Connection	Push-in connector 5-pole
Cable	-
Number of products on MCB of 16 A type B	24
Suitable for random switching	Yes
Protection class IEC	Safety class I
Feed-through wiring	Feed-through wiring 3-phase
Total harmonic distortion	20 %

Controls and Dimming

Dimmable	Yes
Driver/power unit/transformer	Wireless driver Interact System ready
Control interface	Wireless
Constant light output	No
Maximum dim level	1%
Connectivity	Interact Ready

Mechanical and Housing

Housing Material	Steel
Reflector material	Steel
Optic material	Polycarbonate
Optical cover material	Polycarbonate
Fixation material	-
Housing Color	White
Optical cover finish	Opal
Overall length	1,440 mm
Overall width	163 mm
Overall height	67 mm
Dimensions (Height x Width x Depth)	67 x 163 x 1440 mm
Ingress protection code	IP20/44 [Finger-protected; wire-protected, splash-proof]
Mech. impact protection code	IK06 [1 J]
Net Weight (Piece)	3.250 kg

Emergency Operation

Central Emergency	No
-------------------	----

Approval and Application

Glow-wire test	Temperature 650 °C, duration 30 s
Flammability mark	For mounting on normally flammable surfaces
CE mark	Yes
ENEC mark	ENEC mark
Photobiological risk	Photobiological risk group 0 @ 200mm to EN62471
Photobiological risk specification	0.2 m
EU RoHS compliant	Yes
Performance ambient temperature Tq	25 °C
Flickering value (PstLM) - Flickering value as per EN 61000-3-3	0.5
Stroboscopic effect visibility measure (SVM)	0.5
Ambient temperature range	-20 °C to 45 °C

Initial Performance (IEC Compliant)

Luminous flux tolerance	+/-10%
Initial chromaticity	(0.38,0.38)SDCM<3;(0.44,0.40)SDCM<3
Power consumption tolerance	+/-10%
Standard Deviation of Colour Matching (McAdam ellipse)	SDCM≤3

Over Time Performance (IEC Compliant)

Control gear failure rate at median useful life 50000 h	5 %
Lumen maintenance (EN-IEC 62722-2-1) at median useful life* 50000 h	L80
Lumen maintenance (EN-IEC 62722-2-1) at median useful life* 100000 h	L65

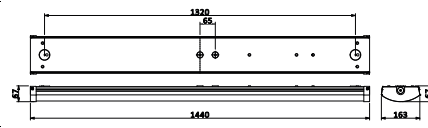
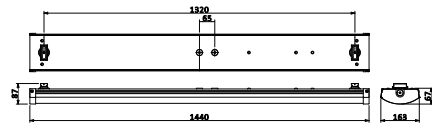
CoreLine Fastset, surface-mounted

Product Data

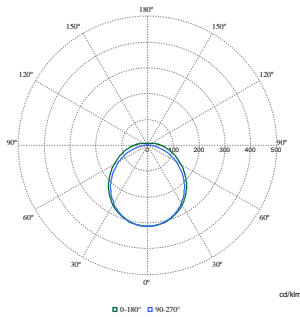
Order product name	SM155C 60S/830_840 WIA TW3 PI5 L1440
Full product name	SM155C 60S/830_840 WIA TW3 PI5 L1440
Full product code	872016975071599
Order code	75071599
Material Nr. (12NC)	911401803387

Numerator - Quantity Per Pack	1
EAN/UPC - Product/Case	8720169750715
Numerator - Packs per outer box	4
EAN/UPC - Case	8720169750760

Dimensional drawing



Photometric data



Polar Normal (separate) - null - 911401803387

