



CoreLine Downlight gen5

DN142B 10S/840 PSU-E WR

CoreLine Downlight gen5, 9.8 W, D150 mm, 1200 lm, 4000 K, White reflector, IP20

Philips CoreLine Downlight delivers on the CoreLine promise of innovative, easy to use and high-quality recessed downlights. The CoreLine Downlight range is suitable for one-to-one conventional luminaire replacements, with an attractive TCO that helps your customers make the switch to LED. These recessed indoor downlights offer uniform light distribution for use in general lighting and office applications (UGR 19). They also deliver instant energy savings and have a much longer lifetime, creating a solution that's environmentally friendly and real value-for-money. CoreLine DN142B recessed downlights are easy to install thanks to their standard cut-out size and push-in connectors. An Interact ready option with integrated wireless communications is also available in this family, which can be used with Interact gateways, sensors and software.

Warnings and Safety

- Do not apply excessive force to the cable & DC connector, make sure the connector clip is locked before the power is on.

Product data

General Information		Value ladder	
Light source replaceable	No		Performance
Number of gear units	1 unit	Serviceability class	Class C, luminaire without serviceable parts, not serviceable
Driver included	Yes	Warranty period	5 years
Service tag	Yes	Sustainability rating	Unclassified
Lighting Technology	LED		
Mounting	Recessed		

CoreLine Downlight gen5

Light Technical	
Luminous Flux	1,200 lm
Saturated Red (R9)	<50
Correlated Color Temperature (Nom)	4000 K
Luminous Efficacy (rated) (Nom)	120 lm/W
Color rendering index (CRI)	>80
Beam angle of light source	- degree(s)
Light source color	840 neutral white
Optic type	-
Luminaire light beam spread	84°
Unified glare rating CEN	25

Sustainability Data	
Product non-virgin material ratio	30.1 %
GWP total B6 (kg CO2eq) Declared Unit	Please calculate using your local energy mix value: Power Declared Unit (kW) * Service life (hrs) Declared Unit * Energy mix (kg CO2eq / kwh)
GWP total B6 (kg CO2eq) Functional Unit	Please calculate using your local energy mix value: Power Declared Unit (kW) * 1000 (lm) /lumen output (lm) Declared Unit * 35000 (hrs) * Energy mix (kg CO2 eq / kwh)

Operating and Electrical	
Input Voltage	220-240 V
Line Frequency	50 to 60 Hz
Initial CLO power consumption	- W W
Average CLO power consumption	- W W
Inrush current	14 A
Inrush time	0.001 ms
Power Consumption	9.8 W
Power Factor (Fraction)	0.9
Connection	Push-in connector 4-pole
Cable	2 cables 0.15m with connectors 2-pole
Number of products on MCB of 16 A type B	120
Suitable for random switching	Yes
Protection class IEC	Safety class II
Total harmonic distortion	32 %

Controls and Dimming	
Dimmable	No
Driver/power unit/transformer	Power supply unit external (On/Off)
Control interface	-
Constant light output	No
Maximum dim level	Not applicable

Mechanical and Housing	
Housing Material	Polycarbonate
Reflector material	Polycarbonate

Optic material	Polycarbonate
Optical cover material	Polycarbonate
Fixation material	-
Housing Color	White
Optical cover finish	-
Reflector Finish	White reflector
Overall height	82 mm
Overall diameter	162 mm
Ingress protection code	IP20 [Finger-protected]
Mech. impact protection code	IK02 [0.2 J standard]
Net Weight (Piece)	0.260 kg

Approval and Application	
Glow-wire test	Temperature 650 °C, duration 30 s
Flammability mark	For mounting on normally flammable surfaces
CE mark	Yes
ENEC mark	-
Photobiological risk	Photobiological risk group 1 @ 200mm to EN62471
EU RoHS compliant	Yes
Performance ambient temperature Tq	25 °C
Flickering value (PstLM) - Flickering value as per EN 61000-3-3	0.5
Stroboscopic effect visibility measure (SVM) 1	
Ambient temperature range	-20 to +40 °C

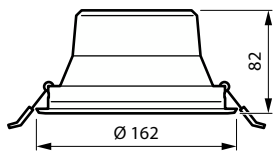
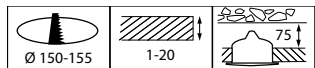
Initial Performance (IEC Compliant)	
Luminous flux tolerance	+/-10%
Initial chromaticity	(0.380,0.377) SDCM≤5
Power consumption tolerance	+/-10%

Over Time Performance (IEC Compliant)	
Control gear failure rate at median useful life 50000 h	5 %
Lumen maintenance (EN-IEC 62722-2-1) at median useful life* 50000 h	L80

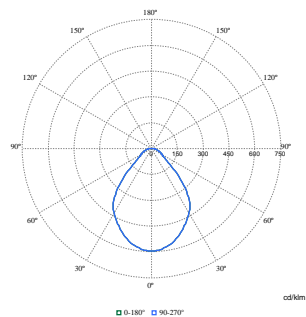
Product Data	
Order product name	DN142B 10S/840 PSU-E WR
Full product name	DN142B 10S/840 PSU-E WR
Full product code	872016950301499
Order code	50301499
Material Nr. (12NC)	911401551432
Numerator - Quantity Per Pack	1
EAN/UPC - Product/Case	8720169503014
Numerator - Packs per outer box	6
EAN/UPC - Case	8720169503335

CoreLine Downlight gen5

Dimensional drawing



Photometric data



Polar Normal (separate) - null - 911401551432

