



LuxSpace Accent Performance Adjustable

RS781B 49S/930 PSU-E WB WH

LuxSpace Accent Performance Adjustable, Recessed, 38 W, D155 mm, 5000 lm, 3000 K, CRI>90, Wide beam, PerfectAccent reflector, White, IP20

Recessed, D155 mm, Aluminium, White, Signal white (RAL9003), Recessed, Power supply unit external (On/Off), 5000 lm, 38 W, 132 lm/W, 3000 K, (0.434,0.403)<2, CRI>90, Wide beam, PerfectAccent reflector, IP20 | Finger-protected, IK02 | 0.2 J standard, Safety class II, 2 push-in connectors 2-pole

Warnings and Safety

- All photometrical data is calculated without optional front glass. Flux should be reduced by 3.5% when using a front glass
- Cleaning of the optic should only be done with pressurised air. Touching the LED or reflector is forbidden. For food preparation areas and areas with high levels of dust, the use of the optional front glass is strongly advised, as it can be cleaned with a (dry) microfibre cloth
- During maintenance, the product must be switched off and cooled down
- The product must be installed out of arm's reach. Manipulating the product when hot is only possible with an insulated glove

Product data

General Information		Lighting Technology	LED
Light source replaceable	No	Value ladder	Specification
Number of gear units	Unit	Warranty period	5 years
Driver included	Yes		
Service Tag	Yes		

LuxSpace Accent Performance Adjustable

Light Technical	
Luminous Flux	5,000 lm
Correlated Colour Temperature (Nom)	3000 K
Luminous efficacy (rated) (nom.)	132 lm/W
Colour rendering index (CRI)	>90
Beam angle of light source	120 degree(s)
Light source colour	930 warm white
Optic type	Wide beam
Luminaire light beam spread	36°
Unified Glare Rating (CEN)	22

Operating and Electrical	
Input Voltage	220 to 240 V
Line Frequency	50 to 60 Hz
Initial CLO power consumption	- W
Average CLO power consumption	- W
Inrush current	12 A
Inrush time	100 ms
Power Consumption	38 W
Power Factor (Fraction)	0.9
Connection	2 push-in connectors 2-pole
Cable	-
Number of products on MCB (16 A type B)	24
Suitable for random switching	No
Protection class IEC	Safety class II
Total harmonic distortion	20 %

Controls and Dimming	
Dimmable	No
Driver/power unit/transformer	Power supply unit external (On/Off)
Constant light output	No
Maximum dim level	Not applicable

Mechanical and Housing	
Housing material	Aluminium
Reflector material	Aluminium and polycarbonate
Optic material	Aluminium and polycarbonate
Optical cover/lens material	-
Fixation material	-
Housing Colour	White
Optical cover/lens finish	-
Reflector finish	PerfectAccent reflector
Overall length	0 mm
Overall width	0 mm
Overall height	170 mm
Overall diameter	170 mm
Dimensions (height x width x depth)	170 x 0 x 0 mm
Ingress protection code	IP20 [Finger-protected]
Mech. impact protection code	IK02 [0.2 J standard]
Mounting	Recessed

Net Weight (Piece)	1.000 kg
Approval and Application	
Glow-wire test	Temperature 650 °C, duration 30 s
Flammability mark	For mounting on normally flammable surfaces
CE mark	Yes
ENEC mark	ENEC mark
Photobiological risk	Photobiological risk group 1 @200mm to EN62778
EU RoHS compliant	Yes
Performance ambient temperature Tq	25 °C
Flickering value (PstLM)	1
Stroboscopic effect	0.5
Ambient temperature range	+10 to +35 °C

Initial Performance (IEC Compliant)	
Luminous flux tolerance	+/-10%
Initial chromaticity	(0.434,0.403)<2
Power consumption tolerance	+/-10%
Standard Deviation of Colour Matching (McAdam ellipse)	SDCM≤2

Over Time Performance (IEC Compliant)	
Control gear failure rate at median useful life 50,000 h	10 %
Control gear failure rate at median useful life 100,000 h	10 %
Lumen maintenance (EN-IEC 62722-2-1) at median useful life* 50000 h	L90
Lumen maintenance (EN-IEC 62722-2-1) at median useful life* 100000 h	L85

Sustainability Data	
Sustainability rating	Signify Circle
Repair class	Repair Class B, the driver and light source of this luminaire can be replaced by a service technician. Parts and documentation are available for an extended period of time.
Embedded carbon (A1-A3)	7.49 kg CO ₂ e
Product non-virgin material ratio	9.02 %
Recyclable the content ratio of the finished product	11.9 %
GWP total B6 (kg CO ₂ eq) Declared Unit	Please calculate using your local energy mix value: Power Declared Unit (kW) * Service life (hrs) Declared Unit * Energy mix (kg CO ₂ eq / kWh)
GWP total B6 (kg CO ₂ eq) Functional Unit	Please calculate using your local energy mix value: POWER DECLARED UNIT (kW) * 1000 (lm) / LUMEN OUTPUT DECLARED UNIT (lm)

LuxSpace Accent Performance Adjustable

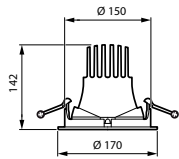
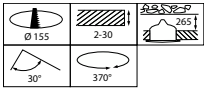
* 35000 (hrs) * ENERGY MIX (kg CO2 eq / kwh)

Numerator – quantity per pack	1
EAN/UPC – Product/Case	8718699979492
Numerator – packs per outer box	1
EAN/UPC - Case	8718699979492
Product family code	RS781B [LUXSPACE ACCENT COMPACT ADJUSTABLE]

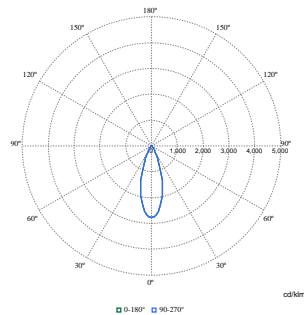
Product Data

Order product name	RS781B 49S/930 PSU-E WB WH
Full product name	RS781B 49S/930 PSU-E WB WH
Full EOC	871869997949200
Order code	910505101635
Material no. (12 NC)	910505101635

Dimensional drawing



Photometric data



Polar Normal (separate) - RS780BI - 910505101635

