



# LuxSpace Accent Performance Adjustable

## RS781B 49S/827 PSU-E VWB SI

LuxSpace Accent Performance Adjustable, Recessed, 37.5 W, D155 mm, 5200 lm, 2700 K, Very wide beam, PerfectAccent reflector, Silver, IP20

Recessed, D155 mm, Aluminum, Silver, White aluminum (RAL9006), Recessed, Power supply unit external (On/Off), 5200 lm, 37.5 W, 139 lm/W, 2700 K, (0.458,0.410)<3, Very wide beam, PerfectAccent reflector, IP20 | Finger-protected, IK02 | 0.2 J standard, Safety class II, 2 Push-in connector 2-pole

### Warnings and Safety

- All photometrical data is calculated without optional front glass. Flux should be reduced by 3.5% when using a front glass
- Cleaning of the optic should only be done with pressurized air. Touching the LED or reflector is forbidden. For food preparation areas and areas with high levels of dust, the use of the optional front glass is strongly advised, as it can be cleaned with a (dry) microfiber cloth
- During maintenance, the product must be switched off and cooled down
- The product must be installed out of arm's reach. Manipulating the product when hot is only possible with an insulated glove

### Product data

General Information		Lighting Technology	
Light source replaceable	No	Lighting Technology	LED
Number of gear units	1 unit	Value ladder	Specification
Driver included	Yes	Warranty period	5 years
Service tag	Yes		

# LuxSpace Accent Performance Adjustable

Light Technical	
Luminous Flux	5,200 lm
Correlated Color Temperature (Nom)	2700 K
Luminous Efficacy (rated) (Nom)	139 lm/W
Color rendering index (CRI)	>80
Beam angle of light source	120 degree(s)
Light source color	827 warm white
Optic type	Very wide beam
Luminaire light beam spread	60°
Unified glare rating CEN	22

Operating and Electrical	
Input Voltage	220 to 240 V
Line Frequency	50 to 60 Hz
Initial CLO power consumption	- W
Average CLO power consumption	- W
Inrush current	12 A
Inrush time	100 ms
Power Consumption	37.5 W
Power Factor (Fraction)	0.9
Connection	2 Push-in connector 2-pole
Cable	-
Number of products on MCB of 16 A type B	24
Suitable for random switching	No
Protection class IEC	Safety class II
Total harmonic distortion	20 %

Controls and Dimming	
Dimmable	No
Driver/power unit/transformer	Power supply unit external (On/Off)
Constant light output	No
Maximum dim level	Not applicable

Mechanical and Housing	
Housing Material	Aluminum
Reflector material	Polycarbonate aluminum coated
Optic material	Aluminum and polycarbonate
Optical cover material	-
Fixation material	-
Housing Color	Silver
Optical cover finish	-
Reflector Finish	PerfectAccent reflector
Overall length	0 mm
Overall width	0 mm
Overall height	170 mm
Overall diameter	170 mm
Dimensions (Height x Width x Depth)	170 x 0 x 0 mm
Nominal Ceiling cut-out diameter	155 mm
Ingress protection code	IP20 [Finger-protected]
Mech. impact protection code	IK02 [0.2 J standard]
Mounting	Recessed

Net Weight (Piece)	1.000 kg
--------------------	----------

Approval and Application	
Glow-wire test	Temperature 650 °C, duration 30 s
Flammability mark	For mounting on normally flammable surfaces
CE mark	Yes
ENEC mark	ENEC mark
Photobiological risk	Photobiological risk group 1 @200mm to EN62778
EU RoHS compliant	Yes
Performance ambient temperature Tq	25 °C
Flickering value (PstLM) - Flickering value as per EN 61000-3-3	1
Stroboscopic effect visibility measure (SVM)	0.5
Ambient temperature range	+10 to +35 °C

Initial Performance (IEC Compliant)	
Luminous flux tolerance	+/-10%
Initial chromaticity	(0.458,0.410)<3
Power consumption tolerance	+/-10%
Standard Deviation of Colour Matching (McAdam ellipse)	SDCM≤3

Over Time Performance (IEC Compliant)	
Control gear failure rate at median useful life 50000 h	10 %
Control gear failure rate at median useful life 100000 h	10 %
Lumen maintenance (EN-IEC 62722-2-1) at median useful life* 50000 h	L90
Lumen maintenance (EN-IEC 62722-2-1) at median useful life* 100000 h	L85

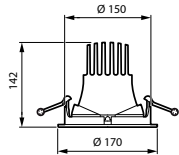
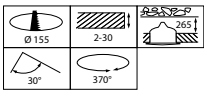
Sustainability Data	
Sustainability rating	Signify Circle
Repair class	Repair Class B, the driver and light source of this luminaire can be replaced by a service technician. Parts and documentation are available for an extended period of time.
Embedded carbon (A1-A3)	7.49 kg CO <sub>2</sub> e
Product non-virgin material ratio	9.02 %
Recyclable content ratio of the finished product	11.9 %
GWP total B6 (kg CO <sub>2</sub> eq) Declared Unit	Please calculate using your local energy mix value: Power Declared Unit (kW) * Service life (hrs) Declared Unit * Energy mix (kg CO <sub>2</sub> eq / kwh)
GWP total B6 (kg CO <sub>2</sub> eq) Functional Unit	Please calculate using your local energy mix value: Power Declared Unit (kW) * 1000 (lm) /Lumen output (lm) Declared

# LuxSpace Accent Performance Adjustable

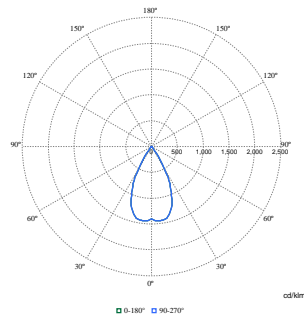
	Unit * 35000 (hrs) * Energy mix (kg CO2 eq / kwh)
<b>Non-virgin material ratio of the packaging</b>	Cardboard > 80% recycled
<b>Packaging Recyclable content ratio</b>	Cardboard recycling rate > 80%
<b>Packaging Material</b>	Cardboard
<b>Product Data</b>	
<b>Order product name</b>	RS781B 49S/827 PSU-E VWB SI
<b>Full product name</b>	RS781B 49S/827 PSU-E VWB SI
<b>Full product code</b>	871869997946100

<b>Order code</b>	97946100
<b>Material Nr. (12NC)</b>	910505101632
<b>Numerator - Quantity Per Pack</b>	1
<b>EAN/UPC - Product/Case</b>	8718699979461
<b>Numerator - Packs per outer box</b>	1
<b>EAN/UPC - Case</b>	8718699979461
<b>Product family code</b>	RS781B [LUXSPACE ACCENT COMPACT ADJUSTABLE]

## Dimensional drawing



## Photometric data



Polar Normal (separate) - RS780BI - 910505101632

