



# LuxSpace Accent Performance Adjustable

## RS781B 27S/ROSE PSU-E HWB FG WH

LuxSpace Accent Performance Adjustable, Recessed, 31 W, D155 mm, 2900 lm, Rosé, 2200 K, High-reflective metal reflector Wide beam 40 to 80 degrees, PerfectAccent High-Efficacy reflector, White, IP20

Recessed, D155 mm, Aluminum, White, Signal white (RAL9003), Recessed, Power supply unit external (On/Off), 2900 lm, 31 W, 93 lm/W, Rosé, 2200 K, (0.478,0.382)<2, High-reflective metal reflector Wide beam 40 to 80 degrees, PerfectAccent High-Efficacy reflector, Clear, Tempered glass, IP20 | Finger-protected, IK02 | 0.2 J standard, Safety class II, 2 Push-in connector 2-pole

### Warnings and Safety

- All photometrical data is calculated without optional front glass. Flux should be reduced by 3.5% when using a front glass
- Cleaning of the optic should only be done with pressurized air. Touching the LED or reflector is forbidden. For food preparation areas and areas with high levels of dust, the use of the optional front glass is strongly advised, as it can be cleaned with a (dry) microfiber cloth
- During maintenance, the product must be switched off and cooled down
- The product must be installed out of arm's reach. Manipulating the product when hot is only possible with an insulated glove

### Product data

General Information		Driver included	Yes
Light source replaceable	No	Service tag	Yes
Number of gear units	1 unit	Lighting Technology	LED

# LuxSpace Accent Performance Adjustable

Value ladder	Specification
Warranty period	5 years

## Light Technical

Luminous Flux	2,900 lm
Correlated Color Temperature (Nom)	2200 K
Luminous Efficacy (rated) (Nom)	93 lm/W
Color rendering index (CRI)	>80
Beam angle of light source	120 degree(s)
Light source color	Rosé
Optic type	High-reflective metal reflector Wide beam 40 to 80 degrees
Luminaire light beam spread	36°
Unified glare rating CEN	22

## Operating and Electrical

Input Voltage	220 to 240 V
Line Frequency	50 to 60 Hz
Initial CLO power consumption	- W
Average CLO power consumption	- W
Inrush current	11.1 A
Inrush time	250 ms
Power Consumption	31 W
Power Factor (Fraction)	0.9
Connection	2 Push-in connector 2-pole
Cable	-
Number of products on MCB of 16 A type B	49
Suitable for random switching	No
Protection class IEC	Safety class II
Total harmonic distortion	20 %

## Controls and Dimming

Dimmable	No
Driver/power unit/transformer	Power supply unit external (On/Off)
Constant light output	No
Maximum dim level	Not applicable

## Mechanical and Housing

Housing Material	Aluminum
Reflector material	Aluminum
Optic material	Aluminum
Optical cover material	Tempered glass
Fixation material	-
Housing Color	White
Optical cover finish	Clear
Reflector Finish	PerfectAccent High-Efficacy reflector
Overall length	0 mm
Overall width	0 mm
Overall height	170 mm
Overall diameter	170 mm
Dimensions (Height x Width x Depth)	170 x 0 x 0 mm

Nominal Ceiling cut-out diameter	155 mm
Ingress protection code	IP20 [Finger-protected]
Mech. impact protection code	IK02 [0.2 J standard]
Mounting	Recessed
Net Weight (Piece)	1.000 kg

## Approval and Application

Glow-wire test	Temperature 650 °C, duration 30 s
Flammability mark	For mounting on normally flammable surfaces
CE mark	Yes
ENEC mark	ENEC mark
Photobiological risk	Photobiological risk group 1 @200mm to EN62778
EU RoHS compliant	Yes
Performance ambient temperature Tq	25 °C
Flickering value (PstLM) - Flickering value as 1 per EN 61000-3-3	
Stroboscopic effect visibility measure (SVM)	0.5
Ambient temperature range	+10 to +35 °C

## Initial Performance (IEC Compliant)

Luminous flux tolerance	+/-10%
Initial chromaticity	(0.478,0.382)<-2
Power consumption tolerance	+/-10%
Standard Deviation of Colour Matching (McAdam ellipse)	SDCM≤2

## Over Time Performance (IEC Compliant)

Control gear failure rate at median useful life 50000 h	10 %
Control gear failure rate at median useful life 100000 h	10 %
Lumen maintenance (EN-IEC 62722-2-1) at median useful life* 50000 h	L85
Lumen maintenance (EN-IEC 62722-2-1) at median useful life* 100000 h	L80

## Sustainability Data

Sustainability rating	Unclassified
Repair class	Repair Class B, the driver and light source of this luminaire can be replaced by a service technician. Parts and documentation are available for an extended period of time.
Embedded carbon (A1-A3)	7.49 kg CO <sub>2</sub> e
Product non-virgin material ratio	9.02 %
Recyclable content ratio of the finished product	11.9 %
GWP total B6 (kg CO <sub>2</sub> eq) Declared Unit	Please calculate using your local energy mix value: Power Declared Unit (kW) *

# LuxSpace Accent Performance Adjustable

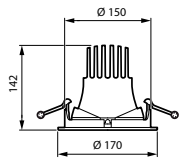
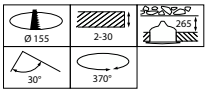
	Service life (hrs) Declared Unit * Energy mix (kg CO2eq / kwh)
<b>GWP total B6 (kg CO2eq) Functional Unit</b>	Please calculate using your local energy mix value: Power Declared Unit (kW) * 1000 (lm) /lumen output (lm) Declared Unit * 35000 (hrs) * Energy mix (kg CO2 eq / kwh)
<b>Non-virgin material ratio of the packaging</b>	Cardboard > 80% recycled
<b>Packaging Recyclable content ratio</b>	Cardboard recycling rate > 80%
<b>Packaging Material</b>	Cardboard

## Product Data

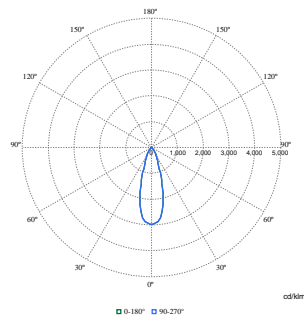
<b>Order product name</b>	RS781B 27S/ROSE PSU-E HWB FG WH
---------------------------	---------------------------------

<b>Full product name</b>	RS781B 27S/ROSE PSU-E HWB FG WH
<b>Full product code</b>	871869997942300
<b>Order code</b>	97942300
<b>Material Nr. (12NC)</b>	910505101628
<b>Numerator - Quantity Per Pack</b>	1
<b>EAN/UPC - Product/Case</b>	8718699979423
<b>Numerator - Packs per outer box</b>	1
<b>EAN/UPC - Case</b>	8718699979423
<b>Product family code</b>	RS781B [LUXSPACE ACCENT COMPACT ADJUSTABLE]

## Dimensional drawing



## Photometric data



Polar Normal (separate) - RS780BI - 910505101628

## LuxSpace Accent Performance Adjustable

