



LuxSpace Accent Performance Adjustable

RS781B 27S/ROSE PSU-E HWB FG WH

LuxSpace Accent Performance Adjustable, Recessed, 31 W, D155 mm, 2900 lm, Rosé, 2200 K, High-reflective metal reflector
Wide beam 40 to 80 degrees, PerfectAccent High-Efficacy reflector, White, IP20

With LuxSpace Accent Performance Adjustable, retailers and building operators can enjoy the superior quality of light and market-leading energy efficiency of PerfectAccent optics in a refined and neutral product design. Powerful and discreet, LuxSpace Accent combines a high luminous flux in a compact form factor. Design-in and installation are easy due to its small built-in dimensions. Maintenance and upgrades of the optics is fast and requires no tools. Furthermore, LuxSpace Accent Performance Adjustable spots are certified as circular lighting and offer multiple system integration and dimming options, including wired as well as wireless. LuxSpace Accent Performance Adjustable allows spot head rotation and two-directional tilting for maximum aiming flexibility. For prolonged shelf life and better visual representation of food, reducing food waste and increasing sales, fresh food LED lighting recipes are available. Check out our Fashion and Food catalog pages to find out more about PremiumWhite, PremiumColor, Fresh Meat, Rosé, Frost and Champagne.

LuxSpace Accent Performance Adjustable

Warnings and Safety

- All photometrical data is calculated without optional front glass. Flux should be reduced by 3.5% when using a front glass
- Cleaning of the optic should only be done with pressurized air. Touching the LED or reflector is forbidden. For food preparation areas and areas with high levels of dust, the use of the optional front glass is strongly advised, as it can be cleaned with a (dry) microfiber cloth
- During maintenance, the product must be switched off and cooled down
- The product must be installed out of arm's reach. Manipulating the product when hot is only possible with an insulated glove

Product data

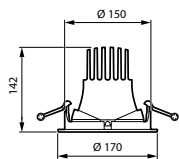
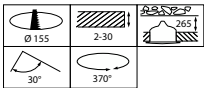
General Information		Mechanical and Housing	
Light source replaceable	No	Maximum dim level	Not applicable
Number of gear units	1 unit	Housing Material	Aluminum
Driver included	Yes	Reflector material	Aluminum
Service tag	Yes	Optic material	Aluminum
Lighting Technology	LED	Optical cover material	Tempered glass
Value ladder	Specification	Fixation material	-
Warranty period	5 years	Housing Color	White
Light Technical		Optical cover finish	Clear
Luminous Flux	2,900 lm	Reflector Finish	PerfectAccent High-Efficacy reflector
Correlated Color Temperature (Nom)	2200 K	Overall length	0 mm
Luminous Efficacy (rated) (Nom)	93 lm/W	Overall width	0 mm
Color rendering index (CRI)	>80	Overall height	170 mm
Beam angle of light source	120 degree(s)	Overall diameter	170 mm
Light source color	Rosé	Dimensions (Height x Width x Depth)	170 x 0 x 0 mm
Optic type	High-reflective metal reflector Wide beam 40 to 80 degrees	Ingress protection code	IP20 [Finger-protected]
Luminaire light beam spread	36°	Mech. impact protection code	IK02 [0.2 J standard]
Unified glare rating CEN	22	Net Weight (Piece)	1.000 kg
Operating and Electrical		Approval and Application	
Input Voltage	220 to 240 V	Glow-wire test	Temperature 650 °C, duration 30 s
Line Frequency	50 to 60 Hz	Flammability mark	For mounting on normally flammable surfaces
Initial CLO power consumption	- W	CE mark	Yes
Average CLO power consumption	- W	ENEC mark	ENEC mark
Inrush current	11.1 A	Photobiological risk	Photobiological risk group 1 @200mm to EN62778
Inrush time	250 ms	EU RoHS compliant	Yes
Power Consumption	31 W	Performance ambient temperature Tq	25 °C
Power Factor (Fraction)	0.9	Flickering value (PstLM) - Flickering value as per EN 61000-3-3	1
Connection	2 Push-in connector 2-pole	Stroboscopic effect visibility measure (SVM)	0.5
Cable	-	Ambient temperature range	+10 to +35 °C
Number of products on MCB of 16 A type B	49	Initial Performance (IEC Compliant)	
Suitable for random switching	No	Luminous flux tolerance	+/-10%
Protection class IEC	Safety class II	Initial chromaticity	(0.478,0.382)<2
Total harmonic distortion	20 %	Power consumption tolerance	+/-10%
Controls and Dimming			
Dimmable	No		
Driver/power unit/transformer	Power supply unit external (On/Off)		
Constant light output	No		

LuxSpace Accent Performance Adjustable

Standard Deviation of Colour Matching (McAdam ellipse)	SDCM≤2
Over Time Performance (IEC Compliant)	
Control gear failure rate at median useful life 50000 h	10 %
Control gear failure rate at median useful life 100000 h	10 %
Lumen maintenance (EN-IEC 62722-2-1) at median useful life* 50000 h	L85
Lumen maintenance (EN-IEC 62722-2-1) at median useful life* 100000 h	L80
Sustainability Data	
Sustainability rating	Unclassified
Repair class	Repair Class B, the driver and light source of this luminaire can be replaced by a service technician. Parts and documentation are available for an extended period of time.
Embedded carbon (A1-A3)	7.49 kg CO _{2e}
Product non-virgin material ratio	9.02 %
Recyclable content ratio of the finished product	11.9 %
GWP total B6 (kg CO _{2eq}) Declared Unit	Please calculate using your local energy mix value: Power Declared Unit (kW) * Service

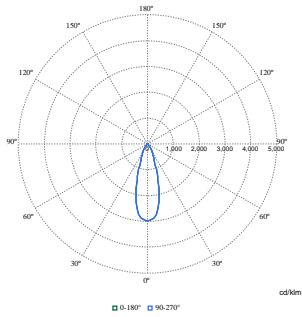
	life (hrs) Declared Unit * Energy mix (kg CO _{2eq} / kwh)
GWP total B6 (kg CO_{2eq}) Functional Unit	Please calculate using your local energy mix value: Power Declared Unit (kW) * 1000 (lm) / lumen output (lm) Declared Unit * 35000 (hrs) * Energy mix (kg CO _{2 eq} / kwh)
Product Data	
Order product name	RS781B 27S/ROSE PSU-E HWB FG WH
Full product name	RS781B 27S/ROSE PSU-E HWB FG WH
Full product code	871869997942300
Order code	97942300
Material Nr. (12NC)	910505101628
Numerator - Quantity Per Pack	1
EAN/UPC - Product/Case	8718699979423
Numerator - Packs per outer box	1
EAN/UPC - Case	8718699979423
Product family code	RS781B [LUXSPACE ACCENT COMPACT ADJUSTABLE]

Dimensional drawing



LuxSpace Accent Performance Adjustable

Photometric data



Polar Normal (separate) - RS780BI - 910505101628

