



LuxSpace Accent Compact Adjustable

RS771B 27S/PW930 PSU-E HWB WH

LuxSpace Accent Compact Adjustable, Recessed, 19.8 W, D125 mm, 2700 lm, 3000 K, CRI>90, High-reflective metal reflector Wide beam 40 to 80 degrees, PerfectAccent High-Efficacy reflector, White, IP20

Recessed, D125 mm, Aluminum, White, Signal white (RAL9003), Recessed, Power supply unit external (On/Off), 2700 lm, 19.8 W, 138 lm/W, 3000 K, (0.422,0.386)<2, CRI>90, High-reflective metal reflector Wide beam 40 to 80 degrees, PerfectAccent High-Efficacy reflector, IP20 | Finger-protected, IK02 | 0.2 J standard, Safety class II, 2 Push-in connector 2-pole

Warnings and Safety

- All photometrical data is calculated without optional front glass. Flux should be reduced by 3.5% when using a front glass
- Cleaning of the optic should only be done with pressurized air. Touching the LED or reflector is forbidden. For food preparation areas and areas with high levels of dust, the use of the optional front glass is strongly advised, as it can be cleaned with a (dry) microfiber cloth
- During maintenance, the product must be switched off and cooled down
- The product must be installed out of arm's reach. Manipulating the product when hot is only possible with an insulated glove

Product data

General Information		Lighting Technology	LED
Light source replaceable	No	Value ladder	Specification
Number of gear units	1 unit	Warranty period	5 years
Driver included	Yes		
Service tag	Yes		

LuxSpace Accent Compact Adjustable

Light Technical	
Luminous Flux	2,700 lm
Correlated Color Temperature (Nom)	3000 K
Luminous Efficacy (rated) (Nom)	138 lm/W
Color rendering index (CRI)	>90
Beam angle of light source	120 degree(s)
Light source color	PremiumWhite with CRI ≥90 and color temperature 3000K
Optic type	High-reflective metal reflector Wide beam 40 to 80 degrees
Luminaire light beam spread	36°
Unified glare rating CEN	22

Operating and Electrical	
Input Voltage	220 to 240 V
Line Frequency	50 to 60 Hz
Initial CLO power consumption	- W
Average CLO power consumption	- W
Inrush current	9.92 A
Inrush time	230 ms
Power Consumption	19.8 W
Power Factor (Fraction)	0.9
Connection	2 Push-in connector 2-pole
Cable	-
Number of products on MCB of 16 A type B	65
Suitable for random switching	No
Protection class IEC	Safety class II
Total harmonic distortion	20 %

Controls and Dimming	
Dimmable	No
Driver/power unit/transformer	Power supply unit external (On/Off)
Constant light output	No
Maximum dim level	Not applicable

Mechanical and Housing	
Housing Material	Aluminum
Reflector material	Aluminum
Optic material	Aluminum
Optical cover material	-
Fixation material	-
Housing Color	White
Optical cover finish	-
Reflector Finish	PerfectAccent High-Efficacy reflector
Overall length	0 mm
Overall width	0 mm
Overall height	130 mm
Overall diameter	130 mm
Dimensions (Height x Width x Depth)	130 x 0 x 0 mm
Nominal Ceiling cut-out diameter	125 mm
Ingress protection code	IP20 [Finger-protected]

Mech. impact protection code	IK02 [0.2 J standard]
Mounting	Recessed
Net Weight (Piece)	0.800 kg

Approval and Application	
Glow-wire test	Temperature 650 °C, duration 30 s
Flammability mark	For mounting on normally flammable surfaces
CE mark	Yes
ENEC mark	ENEC mark
Photobiological risk	Photobiological risk group 1 @200mm to EN62778
EU RoHS compliant	Yes
Performance ambient temperature Tq	25 °C
Flickering value (PstLM) - Flickering value as per EN 61000-3-3	1
Stroboscopic effect visibility measure (SVM)	0.5
Ambient temperature range	+10 to +35 °C

Initial Performance (IEC Compliant)	
Luminous flux tolerance	+/-10%
Initial chromaticity	(0.422,0.386)<2
Power consumption tolerance	+/-10%
Standard Deviation of Colour Matching (McAdam ellipse)	SDCM≤2

Over Time Performance (IEC Compliant)	
Control gear failure rate at median useful life 50000 h	10 %
Control gear failure rate at median useful life 100000 h	10 %
Lumen maintenance (EN-IEC 62722-2-1) at median useful life* 50000 h	L90
Lumen maintenance (EN-IEC 62722-2-1) at median useful life* 100000 h	L85

Sustainability Data	
Sustainability rating	Signify Circle
Repair class	Repair Class B, the driver and light source of this luminaire can be replaced by a service technician. Parts and documentation are available for an extended period of time.
Embedded carbon (A1-A3)	13.8 kg CO _{2e}
Product non-virgin material ratio	7.53 %
Recyclable content ratio of the finished product	44.2 %
GWP total B6 (kg CO _{2eq}) Declared Unit	Please calculate using your local energy mix value: Power Declared Unit (kW) * Service life (hrs) Declared Unit * Energy mix (kg CO _{2eq} / kWh)

LuxSpace Accent Compact Adjustable

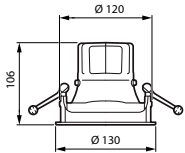
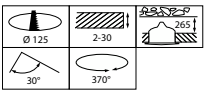
GWP total B6 (kg CO2eq) Functional Unit	Please calculate using your local energy mix value: Power Declared Unit (kW) * 1000 (lm) /lumen output (lm) Declared Unit * 35000 (hrs) * Energy mix (kg CO2 eq / kwh)
--	--

Product Data

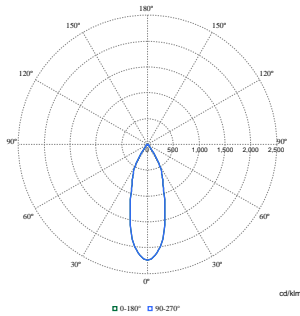
Order product name	RS771B 27S/PW930 PSU-E HWB WH
Full product name	RS771B 27S/PW930 PSU-E HWB WH
Full product code	871869997894500
Order code	910505101579

Material Nr. (12NC)	910505101579
Numerator - Quantity Per Pack	1
EAN/UPC - Product/Case	8718699978945
Numerator - Packs per outer box	1
EAN/UPC - Case	8718699978945
Product family code	RS771B [LUXSPACE ACCENT COMPACT ADJUSTABLE]

Dimensional drawing



Photometric data



Polar Normal (separate) - RS770BI - 910505101579

