



LuxSpace Accent Compact Adjustable

RS771B 27S/827 PSU-E WB WH

LuxSpace Accent Compact Adjustable, Recessed, 19.6 W, D125 mm, 2600 lm, 2700 K, Wide beam, PerfectAccent reflector, White, IP20

With LuxSpace Accent Compact Adjustable, retailers and building operators can enjoy the superior quality of light and market-leading energy efficiency of PerfectAccent optics in a refined and neutral spot design. Powerful and discreet, LuxSpace Accent combines a high luminous flux in a compact form factor. Design-in and installation are easy due to its small built-in dimensions. Maintenance and upgrades of the optics is fast and requires no tools. Furthermore, LuxSpace Compact Adjustable spots are certified as circular lighting products and offer multiple system integration and dimming options, including wired as well as wireless. LuxSpace Accent Compact Adjustable allows spot head rotation and two-directional tilting for maximum aiming flexibility. For prolonged shelf life and better visual representation of food, reducing food waste and increasing sales, fresh food LED lighting recipes are available. Check out our Fashion and Food catalog pages to find out more about PremiumWhite, PremiumColor, Fresh Meat, Rosé, Frost and Champagne.

Warnings and Safety

- All photometrical data is calculated without optional front glass. Flux should be reduced by 3.5% when using a front glass
- Cleaning of the optic should only be done with pressurized air. Touching the LED or reflector is forbidden. For food preparation areas and areas with high levels of dust, the use of the optional front glass is strongly advised, as it can be cleaned with a (dry) microfiber cloth
- During maintenance, the product must be switched off and cooled down
- The product must be installed out of arm's reach. Manipulating the product when hot is only possible with an insulated glove

Product data

LuxSpace Accent Compact Adjustable

General Information	
Light source replaceable	No
Number of gear units	1 unit
Driver included	Yes
Service tag	Yes
Lighting Technology	LED
Value ladder	Specification
Warranty period	5 years

Light Technical	
Luminous Flux	2,600 lm
Correlated Color Temperature (Nom)	2700 K
Luminous Efficacy (rated) (Nom)	131 lm/W
Color rendering index (CRI)	>80
Beam angle of light source	120 degree(s)
Light source color	827 warm white
Optic type	Wide beam
Luminaire light beam spread	36°
Unified glare rating CEN	22

Operating and Electrical	
Input Voltage	220 to 240 V
Line Frequency	50 to 60 Hz
Initial CLO power consumption	- W
Average CLO power consumption	- W
Inrush current	12.8 A
Inrush time	208 ms
Power Consumption	19.6 W
Power Factor (Fraction)	0.9
Connection	2 Push-in connector 2-pole
Cable	-
Number of products on MCB of 16 A type B	65
Suitable for random switching	No
Protection class IEC	Safety class II
Total harmonic distortion	20 %

Controls and Dimming	
Dimmable	No
Driver/power unit/transformer	Power supply unit external (On/Off)
Constant light output	No
Maximum dim level	Not applicable

Mechanical and Housing	
Housing Material	Aluminum
Reflector material	Polycarbonate aluminum coated
Optic material	Aluminum and polycarbonate
Optical cover material	-
Fixation material	-
Housing Color	White
Optical cover finish	-
Reflector Finish	PerfectAccent reflector

Overall length	0 mm
Overall width	0 mm
Overall height	130 mm
Overall diameter	130 mm
Dimensions (Height x Width x Depth)	130 x 0 x 0 mm
Ingress protection code	IP20 [Finger-protected]
Mech. impact protection code	IK02 [0.2 J standard]
Net Weight (Piece)	0.800 kg

Approval and Application	
Glow-wire test	Temperature 650 °C, duration 30 s
Flammability mark	For mounting on normally flammable surfaces
CE mark	Yes
ENEC mark	ENEC mark
Photobiological risk	Photobiological risk group 1 @200mm to EN62778
EU RoHS compliant	Yes
Performance ambient temperature Tq	25 °C
Flickering value (PstLM) - Flickering value as per EN 61000-3-3	1
Stroboscopic effect visibility measure (SVM)	0.5
Ambient temperature range	+10 to +35 °C

Initial Performance (IEC Compliant)	
Luminous flux tolerance	+/-10%
Initial chromaticity	(0.458,0.410)<3
Power consumption tolerance	+/-10%
Standard Deviation of Colour Matching (McAdam ellipse)	SDCM≤3

Over Time Performance (IEC Compliant)	
Control gear failure rate at median useful life 50000 h	10 %
Control gear failure rate at median useful life 100000 h	10 %
Lumen maintenance (EN-IEC 62722-2-1) at median useful life* 50000 h	L90
Lumen maintenance (EN-IEC 62722-2-1) at median useful life* 100000 h	L85

Sustainability Data	
Sustainability rating	Signify Circle
Serviceability class	Class A, luminaire is equipped with serviceable parts (when applicable): LED board, driver, control units, surge protection device, optics, front cover and mechanical parts
Embedded carbon (A1-A3)	13.8 kg CO ₂ e
Product non-virgin material ratio	7.53 %

LuxSpace Accent Compact Adjustable

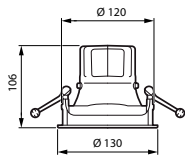
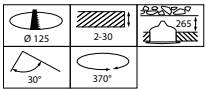
Recyclable content ratio of the finished product	44.2 %
GWP total B6 (kg CO2eq) Declared Unit	Please calculate using your local energy mix value: Power Declared Unit (kW) * Service life (hrs) Declared Unit * Energy mix (kg CO2eq / kWh)
GWP total B6 (kg CO2eq) Functional Unit	Please calculate using your local energy mix value: Power Declared Unit (kW) * 1000 (lm) /lumen output (lm) Declared Unit * 35000 (hrs) * Energy mix (kg CO2 eq / kWh)

Full product name	RS771B 27S/827 PSU-E WB WH
Full product code	871869997888400
Order code	97888400
Material Nr. (12NC)	910505101573
Numerator - Quantity Per Pack	1
EAN/UPC - Product/Case	8718699978884
Numerator - Packs per outer box	1
EAN/UPC - Case	8718699978884
Product family code	RS771B [LUXSPACE ACCENT COMPACT ADJUSTABLE]

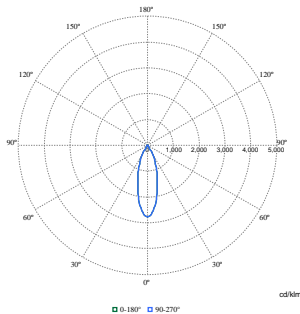
Product Data

Order product name	RS771B 27S/827 PSU-E WB WH
---------------------------	----------------------------

Dimensional drawing



Photometric data



Polar Normal (separate) - RS770BI - 910505101573

LuxSpace Accent Compact Adjustable

