

INSTALLATION INSTRUCTIONS

RETROFIT ROUND FORM10 17" LED, C/M 17

Signify North America Corporation
200 Franklin Square Drive
Somerset N.J. 08873, USA

Signify Canada Ltd./Signify Canada Ltée.
281 Hillmount Road,
Markham, ON, Canada L6C 2S3

WARNING: RISK OF FIRE OR ELECTRIC SHOCK. LED RETROFIT KIT INSTALLATION REQUIRES KNOWLEDGE OF LUMINAIRES ELECTRICAL SYSTEMS. IF NOT QUALIFIED, DO NOT ATTEMPT INSTALLATION. CONTACT A QUALIFIED ELECTRICIAN.

WARNING: RISK OF FIRE OR ELECTRIC SHOCK. INSTALL THIS KIT ONLY IN THE LUMINAIRES THAT HAS THE CONSTRUCTION FEATURES AND DIMENSIONS SHOWN IN THE PHOTOGRAPHS AND/OR DRAWINGS.

CAUTION: DO NOT MAKE OR ALTER ANY OPEN HOLES IN AN ENCLOSURE OF WIRING OR ELECTRICAL COMPONENTS DURING KIT INSTALLATION.

WARNING: TO PREVENT WIRING DAMAGE OR ABRASION, DO NOT EXPOSE WIRING TO EDGES OF SHEET METAL OR OTHER SHARP OBJECTS.

For Existing Round Form 10 17" HID model (Form 10-MA, -CA, -MW, -CW, -MP, -CP 17")

"THE RETROFIT KIT IS ACCEPTED AS A COMPONENT OF A LUMINAIRE WHERE THE SUITABILITY OF THE COMBINATION SHALL BE DETERMINED BY UL OR AUTHORITIES HAVING JURISDICTION."

RETROFITTED LUMINAIRE MARKINGS- A label shall be included as part of the retrofit kit for affixing to the luminaire and shall indicate the following:

REPLACE ONLY WITH GARDCO LIGHTING ROUND FORM 10 17", C/M17. ROUND FORM 10 17", C/M17 IS REPLACED WITH LED KIT OR LED DRIVER, AS APPLICABLE.


INSTALLATION INSTRUCTIONS

RETROFIT ROUND FORM10 17" LED, C/M 17

Signify North America Corporation
200 Franklin Square Drive
Somerset N.J. 08873, USA


Signify Canada Ltd./Signify Canada Ltée.
281 Hillmount Road,
Markham, ON, Canada L6C 2S3

PARTS USED FOR FORM 10 LED RETRO FIT




FORM 10 17" ROUND RETRO FIT KIT

STEP 1: GAIN ACCESS TO INTERNAL COMPONENTS BY REMOVING 2 SCREWS AND TAKING OFF DOOR



STEP 2: REMOVE LAMP, THEN REMOVE REFLECTOR ASSEMBLY INCLUDING LAMPHOLDER/LEADS BY LOOSENING 4



INSTALLATION INSTRUCTIONS

RETROFIT ROUND FORM10 17" LED, C/M 17



Signify North America Corporation
200 Franklin Square Drive
Somerset N.J. 08873, USA

Signify Canada Ltd./Signify Canada Ltée.
281 Hillmount Road,
Markham, ON, Canada L6C 2S3



STEP 3: DISENGAGE QUICK DISCONNECTS AND REMOVE REFLECTOR ASSEMBLY



STEP 4: REMOVE BALLAST ASSEMBLY BY DISCONNECTING THREE LINE LEADS AND REMOVING SCREWS USED TO HOLD THE BALLAST TRAY AND GROUND WIRE AS SHOWN.



STEP 5: TIE CONNECTOR INTO LEADS BY CONNECTING LIKE COLORS AND SECURE WITH WIRE NUT. SECURE INCOMING GROUND TO HOUSING




INSTALLATION INSTRUCTIONS

RETROFIT ROUND FORM10 17" LED, C/M 17

Signify North America Corporation
200 Franklin Square Drive
Somerset N.J. 08873, USA

Signify Canada Ltd./Signify Canada Ltée.
281 Hillmount Road,
Markham, ON, Canada L6C 2S3

STEP 6: ENGAGE TWO QUICK DISCONNECTS & POSITION LIGHT ENGINE ASSEMBLY INTO PLACE MAKING SURE IT ALLIGNS WITH MOUNTING HOLES



STEP 7: SECURE RETROFIT KIT INTO HOUSING BY TIGHTENING SCREWS REMOVED EARLIER



STEP 8: REPLACE DOOR AND SECURE WITH SCREWS.

