

Project _____

Location: _____

Cat. No: _____

Type: _____

Notes _____

Mount Type

Detailed descriptions on reverse.

Aircraft Cable Mounts

- M1** Non-accessible ceiling, 0°-15° Slope Mount
- M3** Non-accessible ceiling, 0°-90° Slope Mount
-
- M2** T-grid Fixed Position Mount
- M5** T-grid 24" Span Mount (*non tegular tile only*)
- M6-1** T-grid On-grid Mount 15/16" (*non tegular tile only*)
- M6-2** T-grid On-grid Mount 9/16" (*non tegular tile only*)
- M6-3** T-grid On-grid Mount 9/16" x 5/16" (*slot tee & tegular tile*)

Suspension Length

Contractor can cut cable to any length. Factory cables available in nominal lengths of **24", 48", 96", 144" or 240"**.

Use this table to specify required mounting hardware & suspension lengths (*distance from ceiling to top of the fixture*) **for each fixture type.**

Fixture Type	Mount Type	Suspension Length (inches)

Powerfeed Options

120V, 277V or 347V

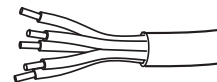
All luminaires are pre-wired to module ends.

Power Cords

- Max. 10 amps in a 1 circuit application
- Max. 5 amps per circuit in a 2 circuit application with shared neutral
- Max. 600V
- 120V, 277V or 347V applications

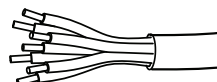
5 Conductor

- Good for 1 circuit feed with dimming or 2 circuit feeds



7 Conductor

- Good for 3 circuit feeds or 2 circuit feeds with a battery pack hot lead

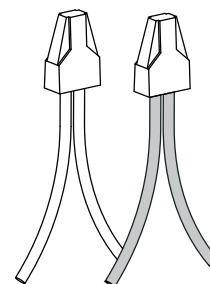


Electrical Connections

(standard with all products)

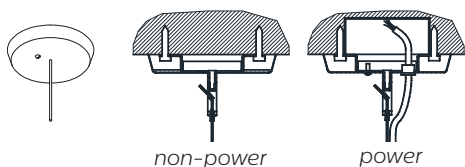
Quick-wire connectors

- Installed at one end of each module



Non-accessible ceilings

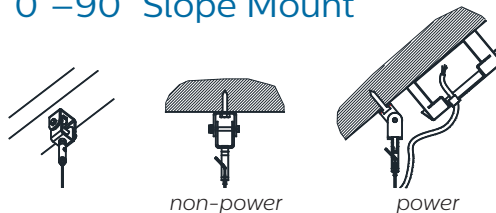
M1 0°–15° Slope Mount



Designed for flat or gently sloping non-accessible ceilings (0°–15° slope) where the electrical box is pre-installed either surface mounted or recessed in the ceiling. System conceals mounting hardware to provide a clean, finished look.

- Stranded aircraft cable with full vertical adjustment at ceiling mount
- 4" octagonal box (supplied by others)
- Canopy is 5-1/4" diameter x 3/4" high for power & non-power mounts
- Optional cover ring available for surface mounted power (not shown)
- Optional Chicago Plenum version available (specify Mount Type A4)

M3 0°–90° Slope Mount



Versatile mount designed for flat or sloped non-accessible ceilings (0°–90° slope) where the electrical box is pre-installed either surface mounted or recessed in the ceiling. Exposed mounting hardware provides more industrial look.

- Mountable on 0°–90° sloped ceiling
- Stranded aircraft cable with full vertical adjustment at ceiling mount
- 4" octagonal box (supplied by others)
- Canopy for power is 5-1/4" diameter x 3/4" high
- Mount bracket is 2-3/4" wide x 2" high
- Optional canopy collar included to conceal exposed 4" octagonal box

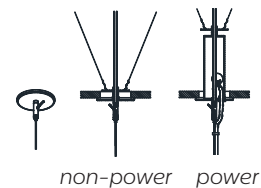
All canopies come standard in white finish.

M1 and M3 canopies can be painted to match fixture color (please specify on PO).

T-grid ceilings

M2 Fixed Position Mount

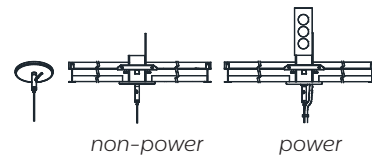
Fixed Position Mount (*standard tee, slot tee, tegular tile*) uses fixed placement of 1/4"–20 threaded rod (*supplied by others*) and integral electrical box (*supplied by Ledalite*) to work with all T-grid ceiling types.



- Stranded aircraft cable with full vertical adjustment at ceiling mount
- Canopy is 3" diameter x 7/32" high for power and non-power mounts
- Tile cut-out is 2-1/2" diameter for power or 3/4" diameter for non-power
- 1/4"–20 threaded rod (*supplied by others*)

M5 24" T-grid Span Mount

24" T-grid Span Mount allows flexible placement of luminaires in the tile. Good for products with off-grid mounts or spaces where ducting and/or other structural barriers require mounting flexibility.



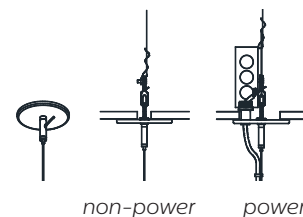
- Aligned by T-grid and secured to structure
- Adjusts to both 1" and 1-1/2" high T-grid ceiling types*
- Stranded aircraft cable with full vertical adjustment at ceiling mount
- 4" square box (supplied by others)
- Canopy is 3" diameter x 7/32" high for power and non-power mounts
- Tile cut-out is 2-1/2" diameter for power and non-power mounts

*Note: Consult factory for non-standard ceiling types and tiles.

M6** On-grid Mount

On-grid Mount system (*standard tee, slot tee*) clips directly to tee in either orientation. Quick and simple to install.

- Supported by T-grid and secured to structure
- Stranded aircraft cable with full vertical adjustment at ceiling mount
- 4" square box (supplied by others)
- Canopy is 3-3/4" diameter x 7/32" high for power and non-power mounts
- 65 lbs maximum static load



Note: Supports T-grid (15/16" and 9/16") and Slot T-grid (9/16" x 5/16") ceiling types.

Compatible with Ledalite fixtures that provide 4', 8' or 12' mount spacing. To meet seismic requirements, additional tie-offs may be required. Consult local codes.

**Select applicable size/tile type:

M6-1 On-grid 15/16" (non tegular tile only)

M6-2 On-grid 9/16" (non tegular tile only)

M6-3 On-grid 9/16" x 5/16" (slot tee & tegular tile)

