

CHLORIDE

by  Signify

Exit/Emergency

DEB-6LP

Low profile emergency ballast



Project:	
Location:	
Cat.No:	
Type:	
Lamps:	Qty:
Notes:	

Ordering Information

For retrofit field installation. Order catalog number **DEB-6LP**.

For factory installed **DEB-6LP** use a suffix number **-E6LP** with luminaire catalog number.

codes and standards

- UL Listed in accordance with the standards set forth in UL924
- UL Listed for factory installation or field retrofit.
- NFPA 70 (National Electric Code)
- NFPA101 (Life Safety Code)
- UL Listed for damp locations

application

- The DEB-6LP low profile fluorescent emergency ballast works in conjunction with a low-profile or standard size AC ballast to convert new or existing standard or high-output T5 and T8 fluorescent fixtures into unobtrusive emergency lighting. The emergency ballast consists of a high temperature nickel-cadmium battery, charger and electronic, standard, energy saving and dimming AC ballasts. If used in an emergency-only fixture, no AC ballast is necessary.

operation

- When AC power fails, the DEB-6LP immediately switches to the emergency mode, keeping one lamp illuminated at high lumen output for a minimum of 90 minutes. When AC power is restored, the DEB-6LP automatically returns to the charging mode.

battery

- Since high temperatures exist in fluorescent luminaires, the DEB-6LP uses a specially constructed, high temperature nickel cadmium battery. This battery requires no maintenance, and has a life expectancy of 7 to 10 years. The suggested operating temperature range is 32°F (0°C) to 122°F (50°C).

restrictions

- Suitable for indoor and damp locations and for sealed and gasketed fixtures including installation inside of fixtures rated for wet locations. It is not suitable for installation in wet locations, hazardous locations or for air handling air outlet applications.

installation

- This emergency ballast does not affect normal luminaire operation and may be used with either a switched or unswitched luminaire. If a switched luminaire is used, an unswitched hot lead must be connected to the emergency ballast. The emergency ballast must be fed from the same branch circuit as the AC ballast. The DEB-6LP may be installed inside or on top of luminaire. Installation is not recommended with luminaires where the ambient temperature may fall below 32°F (0°C) for extended periods.

emergency illumination

- The DEB-6LP produces 600 to 1325 lumens at 25°C initial emergency light output. During emergency illumination, one lamp is illuminated, even if installed with a multi-lamp AC ballast.

suggested specifications

- Emergency lighting shall be provided by using a standard fluorescent luminaire equipped with a DEB-6LP emergency ballast. This emergency ballast shall consist of a high temperature, maintenance free nickel cadmium battery, charger and electronic circuitry contained in one 21.5"x1.18"x1.18" galvanized steel case. A solid-state charging indicator light to monitor the charger and battery, a single-pole test switch, and installation hardware shall be provided. The emergency ballast shall be capable of operating one 14-54W (2'-4') standard or high-output T5; 17-55W

(2'-5') standard or high-output T8; or 36-55W (4-pin) long compact fluorescent lamp in the emergency mode for a minimum of 90 minutes. The DEB-6LP shall produce 600 to 1325 lumens initial emergency light output, have 3 Watts of input power, and an 21 Watt-hour battery capacity, and comply with emergency standards set forth by the current NEC. The emergency ballast shall be UL Listed for installation inside or on top of the luminaire, warranted for five full years from date of purchase.

electrical

- Dual input voltage 120/277
- Electrical rating - 3.0 Watts
- AC input current - 180 mA
- Recharge time - 24 hours
- Test switch provided - LED
- Charging indicator light provided
- Ballast case dimensions - 21.5"x1.18"x1.18"
- Battery charging current - 165mA
- Weight - 3.3 lbs.

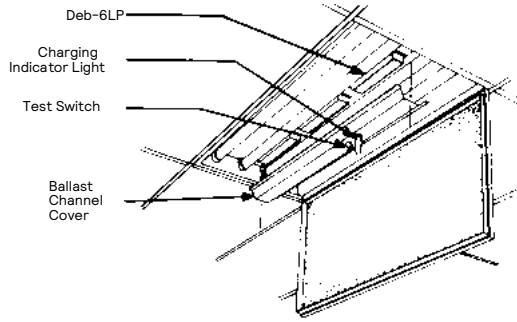
warranty

- Five year warranty on unit from date of purchase.



DEB-6LP Low profile emergency ballast

600-1325 lumens, 1 T5, T5HO, or T8 lamp, damp location



dimensions

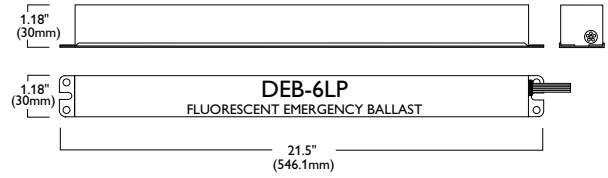


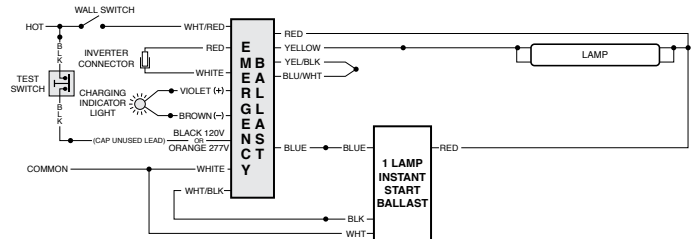
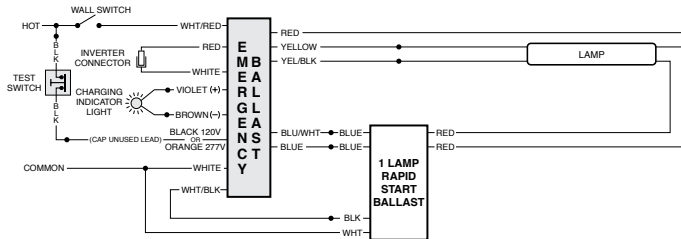
Table 1 - Lamp Compatibility

Lamp	Base	Wattage (Length)	No. of Lamps (Emergency)
T5/HO	Minature Bipin	24-54W (2'-4')	1
T5	Minature Bipin	14-28W (2'-4')	1
Long Compact	4-PIN (2G11)	36-55W	1
T8	Bipin	32W (4')	1
		40W (5')	1
T8/HO	Bipin	44W (4')	1

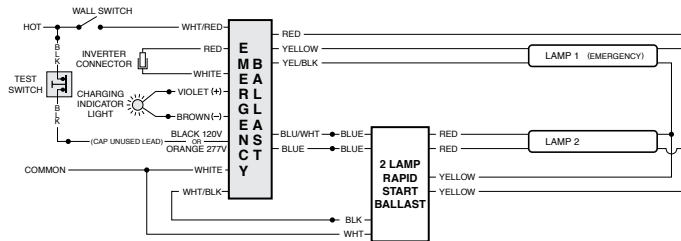
Table 2 - Initial Lumen Output

Lamp	Lumens
	1 Lamp
FP54, F54T5/HO	1250
FP39, F39T5/HO	1125
FP24 F24T5/HO	725
FP28 F28T5	1250
FP21 F21T5	1025
FP14 F14T5	750
FP17T8	650
FP25T8	750
F32T8, (4')	1100
F40T8, (5')	1325
F40T8/HO (4', 44W)	1275
PL-L 50W, F50BX/RS, FT55DL	1050
PL-L 40W, F40/30BX, FT40DL/RS	925
PL-L 36W, F39/36BX, FT36DL	900

wiring diagrams



Two (2) Lamp Rapid Start Ballast



Two (2) Lamp Instant Start Ballast

