

# Stonco

by  Signify

Site and Area

Dusk to Dawn

DTD40



## Brighten spaces evenly, without glare

Stonco Dusk to Dawn LED site & area luminaire is a great performing arm mount LED light for general purpose and security areas that fits your budget.

Dusk to Dawn is only on when you need it. And now with 40% more light than previous generation\* with the same wattage, this generation is more efficient and qualifies for DLC rebates. This luminaire can be direct mounted to a wall or arm mounted. You can order the arm separately, but Dusk to Dawn easily retrofits onto existing arms for one of the most affordable and energy efficient options on the market.

**The refractive lens design spreads the light evenly, so you can brighten those outdoor spaces without glare.**

\* Comparing 3,350 lumens on generation 2 to 4,973 lumens on generation 3



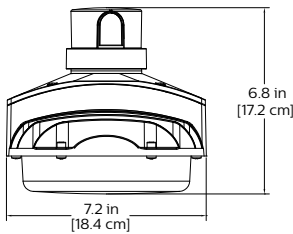
# DTD Dusk to Dawn site & area luminaire



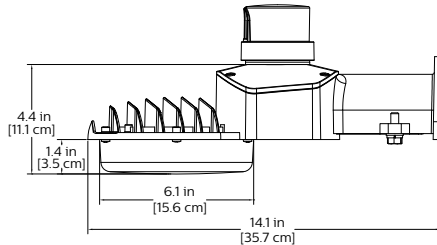
- Excellent choice for general areas, where lighting can enhance security.
- Provides up to 70% energy over HID.\*
- Refracted lens design spreads light evenly and significantly reduces glare.
- Direct mount or arm mount - compatible to retrofit onto existing arms easily.
- Dusk to Dawn is sturdy, fade and abrasion resistant, built of a one-piece die-cast aluminum housing.
- 5 year limited warranty.

\*DTDLED rated 40 input watts is 70% less versus metal halide systems rated 129 input watts.

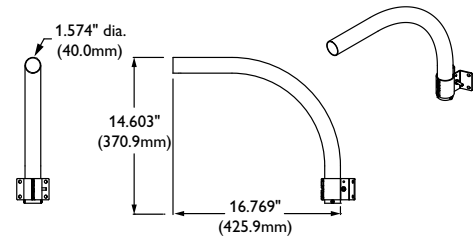
End view



Side view



DTDARMGY3S – Arm accessory (order separately)



Approximate luminaire weight (less arm) – 3.7lbs (1.7kg)

## Ordering guide

Series	Wattage	LED Color - Generation	Mounting	Distribution	Controls	Voltage	Finish
<b>DTD</b>	<b>40</b>	<b>NW-G3</b>	<b>AR</b>	<b>5</b>	<b>TLRPC</b>	<b>1</b>	<b>GY3S</b>
<b>DTD</b> Dusk to Dawn LED	<b>40</b> 40W	<b>NW-G3</b> Neutral White, 4000K 70 CRI, Generation 3	<b>AR</b> Arm Mount	<b>5</b> Type 5	<b>TLRPC</b> Twist-lock receptable w/ Photocell	<b>1</b> 120 Volts	<b>GY3S</b> Light Grey Smooth

Example: **DTD-40-NW-G3-AR-5-TLRPC-1-GY3S**

Accessories (order separately) • DTDARMGY3S – Mounting arm with hardware

## LED Wattage and Lumen Values

Ordering Code	Total LEDs	LED Current (mA)	Color Temp.(K)	Average System Wattage	Lumen Output	Efficacy (LPW)	BUG Rating
<b>DTD40-NW-G3-AR-5-TLRPC-1</b>	42	1100	4000	40	4973	124	B2-U2-G1

Values from photometric tests performed in accordance with IESNA LM-79 and are representative of the configurations shown. Actual performance may vary due to installation and environmental variables, LED and driver tolerances, and field measurement considerations. It is highly recommended to confirm performance with a photometric layout.

The information presented in this document is not intended as any commercial offer and does not form part of any quotation or contract.

