

Day-Brite


CFI

by Signify

Industrial

Vaporlume LED DW

8' sealed industrial
10,200 to 14,000 lm



Control options available

Day-Brite / CFI Vaporlume LED sealed industrial DW is a specialized wet location, IP rated product designed for use in both indoor and outdoor environments. It is a wet location listed, non-corrosive luminaire available in both fluorescent and LED light sources.

Project: _____
 Location: _____
 Cat.No: _____
 Type: _____
 Lumens: _____ Qty: _____
 Notes: _____

Ordering guide

Example: DWAE51L840-8-UNV-MD360W

Family	Application	Lens	Hubs Installed	Lumen Package ¹	Color Temp.	Length	Voltage	Driver	Options
D	W		E		—	—	—	—	
D Sealed industrial	W Wet Location	A DR Acrylic P Polycarbonate L Enhanced LED Acrylic	E Ends only	51L 10,200 nominal lumens (25°C ambient) 51LH 10,200 nominal lumens (40°C ambient) 70L 14,000 nominal lumens (25°C ambient)	830 80 CRI, 3000K 835 80 CRI, 3500K 840 80 CRI, 4000K 850 80 CRI, 5000K	8 8'	UNV Universal Voltage, 120-277 volt 347² 347 volt 480² 480 volt	blank SDIM³ 0-10V Step dimming to 40% input power	MD360W Wet location occupancy sensor, external WHP Wide beam optic EMLED⁴ Integral emergency IP67 Protection against effects of immersion GLR Fusing, fast blow SNH200⁵ Integral EasySense occupancy & daylight sensor, with advanced SpaceWise type wireless grouping IAI⁵ Integral Interact Industry daylighting and occupancy sensor, enables wireless connected lighting control

Footnotes

- Lumen package codes are for 4' units. 8' units produce double the lumen output (as shown in the descriptors).
- All 347V and 480V models available only for (-20°C to 25°C) ambient. Not available for use with 51LH or SDIM options.
- Step dim (SDIM) option not available on 51LH and 70L.
- EMLED option not available on 347V or 480V models. 51L is fully illuminated, and 70L is half illuminated to 1100lm nominal.
- High bay motion detector. Motion sensing zone is extremely limited if used below 15' mounting height.

Accessories (order separately)

- **TBK** – Stainless Steel Top Bracket Kit (pair of brackets plus hardware)
- **EBK** – Stainless Steel End Bracket Kit (pair of brackets plus hardware)
- **WBK** – Stainless Steel Wraparound Bracket Kit (pair of brackets)
- **FKR-126** – Chain Hanger Set (requires TBK)



interact ready.

DW Vaporlume LED sealed industrial

8', 10,200 to 14,000 lumens

Application

- Ideally suited for use in refrigerated cold storage, industrial, parking garage, and canopy applications.
- Acceptable for outdoor as well as indoor installations.
- Can be surface (wall/ceiling) or suspended mounted unless otherwise specified.
- Wet Location – Areas of high humidity, water vapor, rain, incidental water spray, or other non-corrosive or nonflammable liquid.
- Excellent for applications such as garages, stairwells, storage areas, horizontal shelf-mount refrigerated cases, and cold storage.
- Mounting brackets available, order separately.
- IP65 rating standard. IP67 configuration available.
- LED sources provide excellent low temperature performance. This product can replace a fluorescent model in cold environments with significant energy savings.
- 51LH model listed for use in -35°C to 40°C ambient. 50,000 hour L70 lumen maintenance.
- 51L/70L models listed for use in -20°C to 25°C ambient. L70 lumen maintenance is 100,000 hours for 51L model, and 50,000 hours for 70L.
- NSF Certified for Non-Food Zone Installations.
- EMLED 1100lm nominal in DC mode
- WHP wide optic is an acrylic lens factory installed on the LED arrays, provides compliance to DLC requirements for parking garage luminaires
- Vaporlume LED luminaires are Designlights Consortium qualified. Please see the DLC QPL list for exact catalog numbers (<http://www.designlights.org/QPL>).

Construction/Finish

- Non-conductive, non-corrosive housing.
- Smooth exterior surface for easy cleaning.
- White one piece, molded fiberglass reinforced polyester body. No rusting, no oxidation, and no corrosion.
- Standard acrylic lens (A) is stippled sheet of .130" nominal thickness.
- Optional LED lens (L) designed specifically to further reduce pixilated glare from LED's. Linear rib profile.
- Optional polycarbonate lens (P) will not be yellowed by LED sources because they do not produce UV.
- Continuous compressible closed cell gasket provides tight seal between plastic enclosure and luminaire body.

- White ABS cam latches standard.
- Pre-painted steel lighting channel.
- Two gasketed threaded (½" trade size) wet location hubs installed on ends.

Electrical

- High efficiency LEDs provide up to 100,000 hour rated life (L70, defined as 70% lumen maintenance @ rated maximum ambient).
- Dimming to 5% on 0-10V controls standard. Step dim (SDIM) option available, 100/40% levels.
- Driver and LED boards are accessible from below. LED boards are individually replaceable if required.
- Combinations are available providing as much as 121 delivered lumens per Watt.
- Nominal lumen packages are 10,200 and 14,000 nominal, providing flexibility to optimize light levels for a specific application.
- LED sources provide full illumination in low temperature applications, unlike fluorescent sources that provide reduced light levels in very cold environments.
- LED sources can be frequently switched with no negative impact on life.
- Minimum 80 CRI provides smooth color rendering that rivals or exceeds performance of fluorescent lamps.
- Light output from the luminaire contains no infrared or ultraviolet energy, so the light won't heat or fade the objects being lit.
- Available motion sensor further increases energy savings in areas where occupancy is not continuous.

Labels

- cETLus listed to UL 1598. Suitable for use in wet locations.
- 5 Year Limited Warranty, www.signify.com/warranties
- Certain luminaire components may be adversely affected by contaminants. If sulfur, chlorine, or petroleum based solutions, or other contaminants will be in the area of operation, please consult factory as damage caused by these contaminants are not covered under our limited warranty.

SNH200 EasySense

- Philips field apps allow programming of occupancy & daylight sensing parameters and fine-tuning of light levels during installation. It can also be used for grouping of fixtures.
- Download "Philips field apps" from the Google Play Store.
- Register for the commissioning app at <http://registration.componentcloud.philips.com/appregistration/>.
- The app works on certain Android phones with NFC or IR. See Recommended Phones and the EasySense App User Manual in the download section at <http://www.usa.lighting.philips.com/products/lighting-components/easysense> and follow the "View Downloads" link to register for access to the download area. Navigate to Connected-Lighting-Components and then Philips-EasySense-Sensors to find downloads.

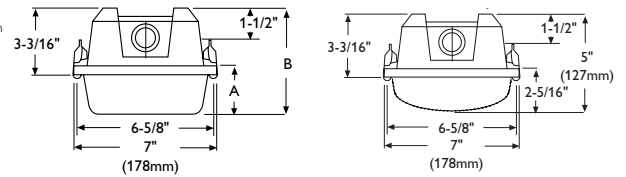
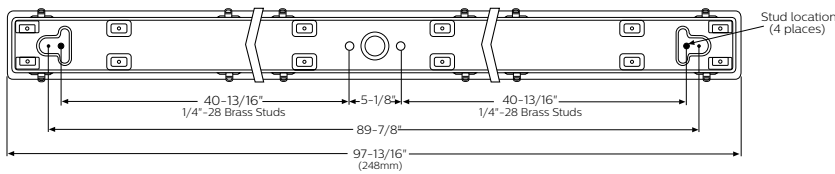
Interact Industry (IAI)

- A wireless IoT connected lighting solution for large warehouses, gymnasiums and industrial facilities that require multiple gateways.
- View all your projects under one dashboard and easily compare insights from multiple projects in one view.
- Combine Interact Office and Interact Industry sensors on a single project and for a common dashboard view.
- Compatible Zigbee Green Power wall dimmer.
- Maximize energy savings with integrated sensors and integration with BMS.
- Use Interact Industry software and insights to reduce maintenance cost by remotely configuring and managing the system, creating flexible lighting zones, insights on lamp burn hours etc. Optimize warehouse operations with real time occupancy analytics and minimize potential bottlenecks.
- Requires compatible Interact Gateway and internet connectivity for commissioning.
- For more information on Interact Industry Wireless, visit: www.interact-lighting.com/en-us/what-is-possible/interact-industry

DW Vaporlume LED sealed industrial

8', 10,200 to 14,000 lumens

Dimensions



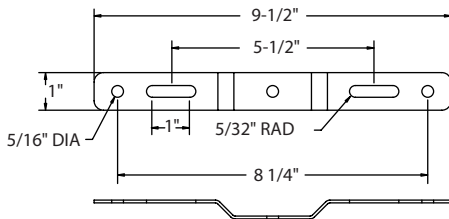
Shallow acrylic (A) and polycarbonate (P) lens

Enhanced LED acrylic lens (L)

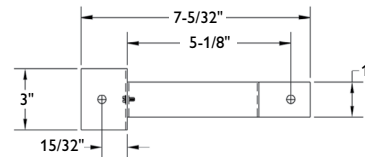
	Acrylic	Polycarbonate
A	2 1/8"	3"
B	5 3/16"	6 1/16"

Mounting Brackets

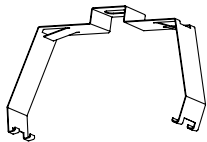
TBK - Top Mounting Bracket



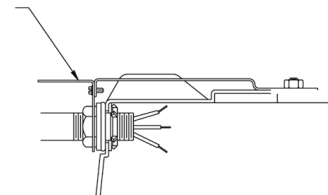
EBK - End Mounting Bracket



WBK - Wraparound Mounting Bracket



EBK - End Mounting Bracket



Energy Data

Model	Initial Delivered Lumens @ 25°C Ambient	Input Power	Lumens per Watt	Application notes
DWAE51L840-8-UNV	10,790	89W	121 LPW	• Equivalent to high ballast factor 2 lamp tandem F32T8 at room temperature, 15% energy savings.
DWAE70L840-8-UNV	14,660	130W	113 LPW	• Equivalent to 3 lamp tandem F32T8 at room temperature, 30% energy savings.

