

Project: \_\_\_\_\_

Location: \_\_\_\_\_

Cat. No: \_\_\_\_\_

Type: \_\_\_\_\_

Notes: \_\_\_\_\_

## Mount Type

Detailed descriptions on reverse.

### Aircraft Cable Mounts

- A1** Non-accessible ceiling, 0°-15° Slope Mount
- A3** Non-accessible ceiling, 0°-90° Slope Mount

---

- A2** T-grid Fixed Position Mount
- A5** T-grid 24" Span Mount (*non tegular tile only*)
- A6-1** T-grid On-grid Mount 15/16" (*non tegular tile only*)
- A6-2** T-grid On-grid Mount 9/16" (*non tegular tile only*)
- A6-3** T-grid On-grid Mount 9/16" x 5/16" (*slot tee & tegular tile*)

## Suspension Length

Contractor can cut cable to any length. Factory cables available in nominal lengths of **24", 48", 96", 144" or 240"**.

Use this table to specify required mounting hardware & suspension lengths (*distance from ceiling to top of the fixture*) for each fixture type.

Fixture Type	Mount Type	Suspension Length (inches)

## Powerfeed Options

### 120V, 277V or 347V

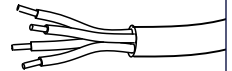
All luminaires are pre-wired to module ends.

### Power Cords

- Max. 10 amps in a 1 circuit application
- Max. 5 amps per circuit in a 2 circuit application with shared neutral
- Max. 600V
- 120V, 277V or 347V applications

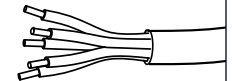
### 4 Conductor

- Good for 2 circuit feeds or a 1 circuit feed with a battery pack hot lead



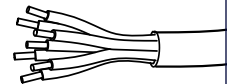
### 5 Conductor

- Good for 1 circuit feed with dimming or 2 circuit feeds



### 7 Conductor

- Good for 3 circuit feeds or 2 circuit feeds with a battery pack hot lead

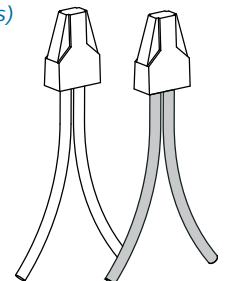


### Electrical Connections

(standard with all products)

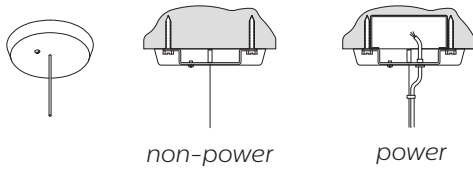
### Quick-wire connectors

- Installed at one end of each module



## Non-accessible ceilings

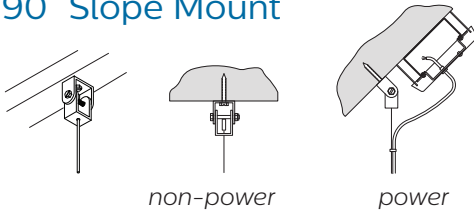
### A1 0°–15° Slope Mount



Designed for flat or gently sloping non-accessible ceilings (0°–15° slope) where the electrical box is pre-installed either surface mounted or recessed in the ceiling. System conceals mounting hardware to provide a clean, finished look.

- Stranded aircraft cable with full vertical adjustment at fixture
- 4" octagonal box (supplied by others)
- Canopy is 5-1/4" diameter x 3/4" high for power & non-power mounts
- Optional cover ring available for surface mounted power (not shown)
- Optional Chicago Plenum version available (specify Mount Type A4)

### A3 0°–90° Slope Mount



Versatile mount designed for flat or sloped non-accessible ceilings (0°–90° slope) where the electrical box is pre-installed either surface mounted or recessed in the ceiling. Exposed mounting hardware provides more industrial look.

- Mountable on 0°–90° sloped ceiling
- Stranded aircraft cable with full vertical adjustment at fixture
- 4" octagonal box (supplied by others)
- Canopy for power is 5-1/4" diameter x 3/4" high
- Mount bracket is 2-3/4" wide x 2" high
- Optional canopy collar included to conceal exposed 4" octagonal box

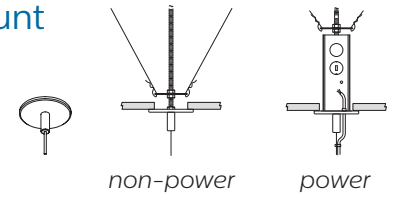
*All canopies come standard in white finish.*

*A1 and A3 canopies can be painted to match fixture color (please specify on PO).*

## T-grid ceilings

### A2 Fixed Position Mount

Fixed Position Mount (*standard tee, slot tee, tegular tile*) uses fixed placement of 1/4"–20 threaded rod (supplied by others) and integral electrical box (supplied by Philips

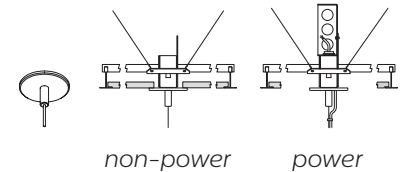


*Ledalite*) to work with all T-grid ceiling types.

- Stranded aircraft cable with full vertical adjustment at fixture
- Canopy is 3" diameter x 7/32" high for power and non-power mounts
- Tile cut-out is 2-1/2" diameter for power or 3/4" diameter for non-power
- 1/4"–20 threaded rod (supplied by others)

### A5 24" T-grid Span Mount

24" T-grid Span Mount allows flexible placement of luminaires in the tile. Good for products with off-grid mounts or spaces where ducting and/or other structural barriers require mounting flexibility.

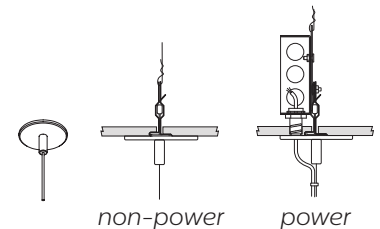


- Aligned by T-grid and secured to structure
- Adjusts to both 1" and 1-1/2" high T-grid ceiling types\*
- Stranded aircraft cable with full vertical adjustment at fixture
- 4" square box (supplied by others)
- Canopy is 3" diameter x 7/32" high for power and non-power mounts
- Tile cut-out is 2-1/2" diameter for power and non-power mounts

\*Note: Consult factory for non-standard ceiling types and tiles.

### A6\*\* On-grid Mount

On-grid Mount system (standard tee, slot tee) clips directly to tee in either orientation. Quick and simple to install.



- Supported by T-grid and secured to structure
- Stranded aircraft cable with full vertical adjustment at fixture
- 4" square box (supplied by others)
- Canopy is 3-3/4" diameter x 7/32" high for power and non-power mounts
- 65 lbs maximum static load

Note: Supports T-grid (15/16" and 9/16") and Slot T-grid (9/16" x 5/16") ceiling types.

Compatible with Ledalite fixtures that provide 4', 8' or 12' mount spacing. To meet seismic requirements, additional tie-offs may be required. Consult local codes.

\*\*Select applicable size/tile type:

#### A6-1 On-grid 15/16" (non tegular tile only)

#### A6-2 On-grid 9/16" (non tegular tile only)

#### A6-3 On-grid 9/16" x 5/16" (slot tee & tegular tile)

