



**Chloride Value+** LED family provides the best economical solution for all your general purpose needs without compromising on quality and performance. See other Value+ spec sheets for compatibility.

Project: \_\_\_\_\_

Location: \_\_\_\_\_

Cat.No: \_\_\_\_\_

Type: \_\_\_\_\_

Lamps: \_\_\_\_\_ Qty: \_\_\_\_\_

Notes: \_\_\_\_\_

## LED remote lamp heads – Indoor

Model number	Voltage	Housing color	LED lamps	Lumen Output	Application
VLL1R	3.6V	Off-white	1 – 1W	75lm	Indoor
VLL2R	3.6V	Off-white	2 – 1W	150lm	Indoor
VLT1R	3.6V	Off-white	1 – 1W	70lm	Indoor
VLT2R	3.6V	Off-white	2 – 1W	140lm	Indoor

VLL1R



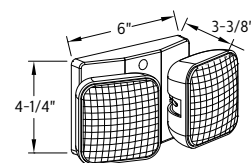
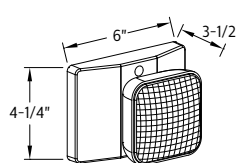
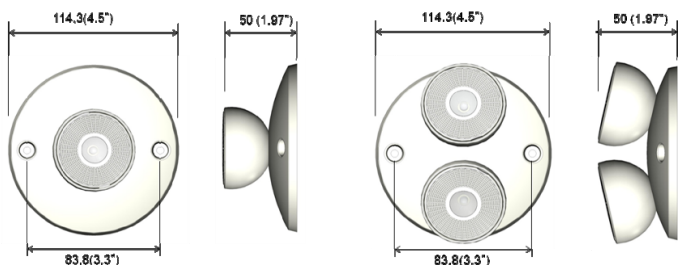
VLL2R



VLT1R



VLT2R



### VLL1R/VLL2R

- Injection molded thermoplastic ABS housing
- Fully adjustable glare-free single or double remote lamp heads
- 4-1/2" diameter canopy matching round plastic mounting plate for 4" box is standard
- 3.6V – 1W LED, CCT 6000K

### VLT1R/VLT2R

- Injection molded thermoplastic ABS housing
- Fully adjustable glare-free single or double remote lamp heads
- 4-1/4" x 6" canopy matching square shaped LED lamp heads is standard
- 3.6V – 1W LED, CCT 6000K

# VLL1R/VLL2R/VLT1R/ VLT2R/VLL1RGO/ VLL2RGO

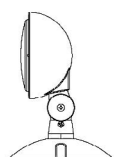
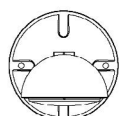
## Value+ remote lamp heads

### Exit and Emergency

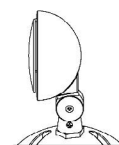
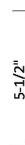
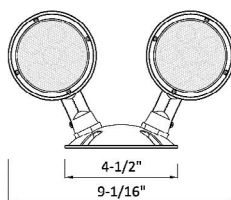
#### LED remote lamp heads – Outdoor

Model number	Voltage	Housing color	LED lamps	Lumen Output	Application
VLL1RGO	3.6V, 6V, 9.6V, or 12V	Gray	1 – 1W	100lm	Outdoor
VLL2RGO	3.6V, 6V, 9.6V, or 12V	Gray	2 – 1W	200lm	Outdoor

VLL1RGO



VLL2RGO



#### VLL1RGO/VLL2RGO

- Injection-molded thermoplastic ABS housing
- Fully adjustable glare-free single or double lamp heads
- 3-1/2" diameter canopy matching round aluminum mounting plate for 4" box standard
- 3.6V – 1W LED, 5700K CCT
- Wet location listed