

HADCO

by  **signify**

Landscape

FlexScape LED



**Your ultimate
landscape lighting
chameleon**



A clever way
to refine your
outdoor design



One luminaire, many solutions

As an industry, we know that landscape lighting is meant to draw attention to interesting outdoor elements, not the luminaires themselves. We can help you to achieve this goal with convenient, multi-tasking Hadco FlexScape LED accent and inground line-voltage landscape luminaires. FlexScape 120V luminaires deliver powerful luminaire performance in a small form factor that integrates seamlessly throughout the landscape. And, with the unique convenience of field adjustable beam patterns and lumen outputs, you can easily adapt the lighting to seasonal, special event and needs-based changes.

Expect more, and get more

With Hadco FlexScape LED accent and inground line-voltage landscape luminaires.


Multi-tasking tool for your toolbox

Any time is a good time to change. Whether change is seasonal, based on special events, meant to highlight new landscape elements, or just to freshen the perspective in a space, it's all simply possible with multi-tasking FlexScape accent and inground line-voltage landscape luminaires. In addition to easy installation, versatile FlexScape luminaires are easily changed at any time, and for any reason.



One all-encompassing landscape lighting solution is all you need:

- Narrow, medium and wide flood beam patterns, interchangeable via snap-on lenses
- Standard 0-10V dimming
- Five field adjustable lumen outputs



Narrow Flood 20°

highlight a special area or to
illuminate an architectural feature.



Medium Flood 36°

highlight a larger area with a
softer illumination not drawing
direct attention to a specific area.



Wide Flood 65°

to illuminate without
highlighting any
particular object or area.

A little light goes a long way

Now, you can reduce complexity throughout your landscape lighting project without sacrificing performance. FlexScape accent and inground luminaires are the ideal multi-tasking alternatives to separate, dedicated luminaires.

With a wide 1000-3500 lumen range, dimming and long life, this multi-tasking luminaire family packs a powerful punch in a compact form factor. At the same time, the luminaires remain discretely tucked into the surrounding landscape to ensure that the focus remains on your design intent, not the luminaire.

Let your design shine through across the landscape:



Trees



Facades




Statues



Columns



Fountains



And much more...

For expanded consistency across the project scope, including bollards and flood lighting, see our entire professional landscape lighting portfolio at lightingproducts.signify.com

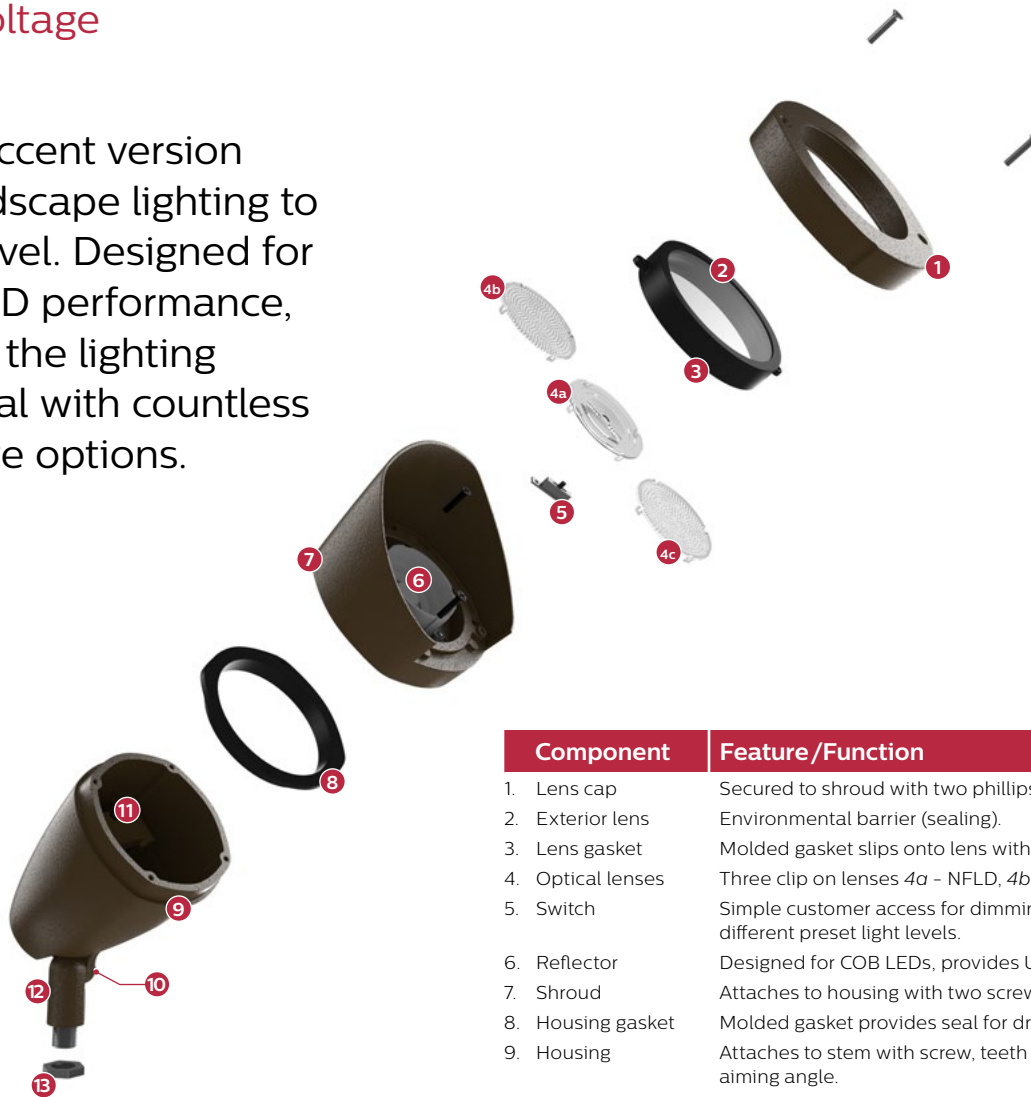
Simplify your planning

FlexScope accent and inground line-voltage luminaires are your versatile go-to landscape lighting solution. They can also help to streamline your entire landscape lighting project, from planning and specifying, to ordering, and even through installation and integration. The luminaires feature a voltage range of 120-277V, and also easily integrate with other 0-10V dimming systems as well as the entire Signify professional landscape lighting portfolio. Additionally, a vandal resistant switch, IP66 rating for the B9 and IP67 rating for the SL43, ETL listing and a five-year warranty all provide peace of mind that your landscape lighting project is created with the highest possible quality.

Accent


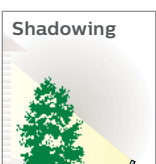


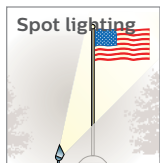
B9 Line-voltage

The LED Accent version brings landscape lighting to the next level. Designed for optimal LED performance, it provides the lighting professional with countless line-voltage options.



Component	Feature/Function
1. Lens cap	Secured to shroud with two phillips screws.
2. Exterior lens	Environmental barrier (sealing).
3. Lens gasket	Molded gasket slips onto lens without tools or RTV.
4. Optical lenses	Three clip on lenses 4a - NFLD, 4b - MFLD, 4c - WFLD.
5. Switch	Simple customer access for dimming. Slides to 5 different preset light levels.
6. Reflector	Designed for COB LEDs, provides UV protection.
7. Shroud	Attaches to housing with two screws.
8. Housing gasket	Molded gasket provides seal for driver housing.
9. Housing	Attaches to stem with screw, teeth to lock aiming angle.
10. Aiming screw	Phillips-head screw, loosen slightly to adjust aiming.
11. Driver	Class 2 driver with 0-10v dimming. Field replaceable.
12. Mounting arm	Provides durable mounting for luminaire, teeth to lock aiming angle.
13. Locking nut	Metal nut allows orientation of accent to be locked.

Lighting applications

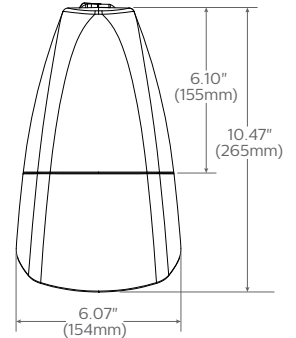
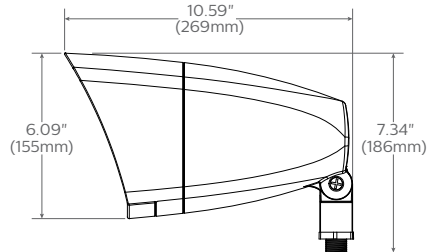
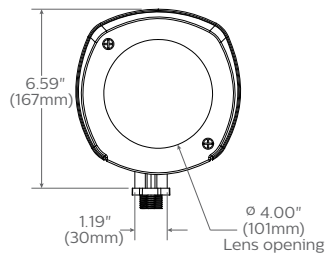


FlexScape LED line-voltage

Ordering guide

Example: B9DWA

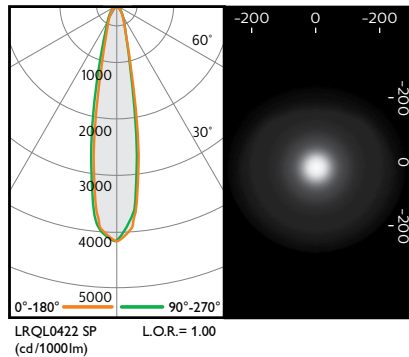
Series	Lamping	CCT	Finish	Surge suppressor
B9	D	-		
B9 Accent line-voltage luminaire	D LED	W Warm (3000K) C Cool (4000K)	A Black H Bronze	blank None SP1 120-277V, 10K



B9 Warm 3000 K

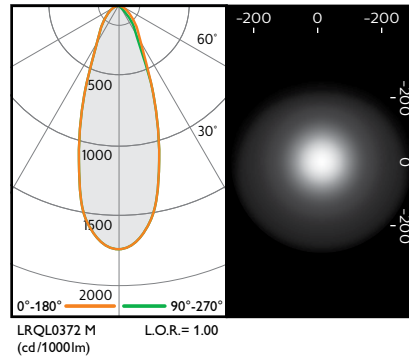
Narrow

minimum output



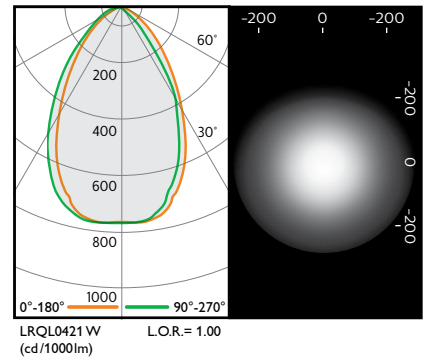
Medium

minimum output



Wide

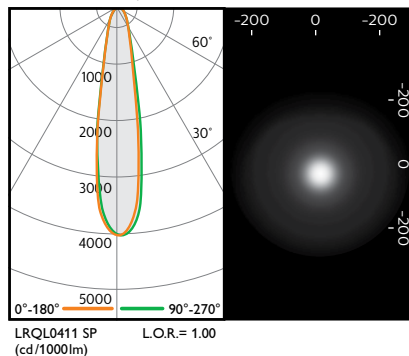
minimum output



B9 Cool 4000 K

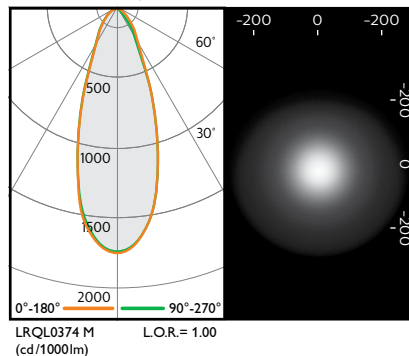
Narrow

maximum output



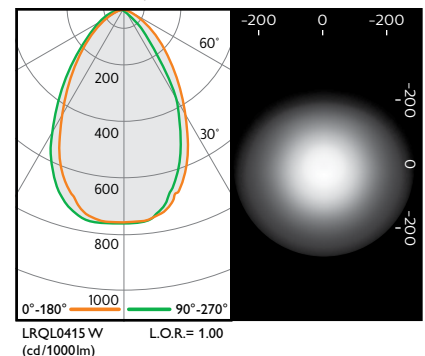
Medium

maximum output



Wide

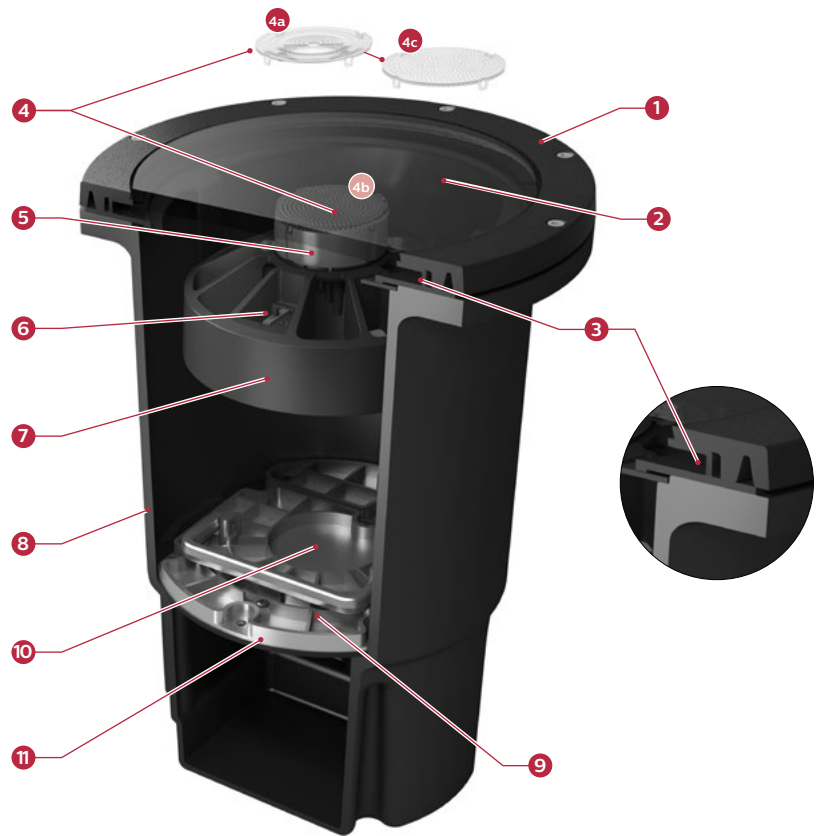
maximum output



Inground


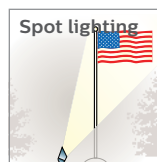
SL43 Line-voltage

The LED Inground model opens new horizons for line voltage architectural landscape lighting. It is designed for optimal LED performance and superior flexibility.



Component	Feature/Function
1. Lens frame	Secured to housing with 8 captive screws.
2. Molded lens	Exterior 3/8" thick tempered lens.
3. Lens gasket	Molded gasket slips onto lens without tools or RTV.
4. Optical lenses	Three clip on lenses 4a - NFLD, 4b - MFLD, 4c - WFLD.
5. Reflector	Designed for COB LEDs, provides UV protection.
6. Switch	Simple customer access for dimming. Slides to 5 different preset light levels.
7. Heatsink	Enables aiming of the optics while transferring heat from COB for better thermal performance.
8. Fixture housing	Separate compartments for field connection, driver and COB reflector assembly.
9. Driver	Class 2 driver with 0-10v dimming. Field replaceable.
10. Driver cover	Driver mounts directly to cover. Handle provided to easily remove from housing.
11. Driver cover gasket	Molded gasket provides seal to driver compartment.

Lighting applications

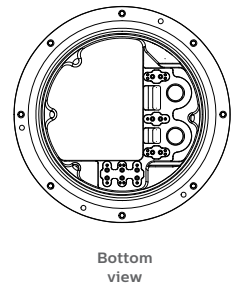
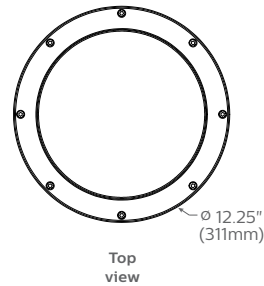
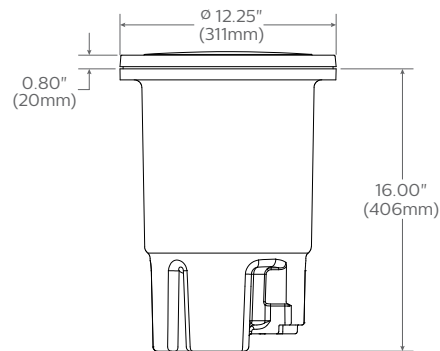


FlexScape LED line-voltage

Ordering guide

Example: SL43WHWADA

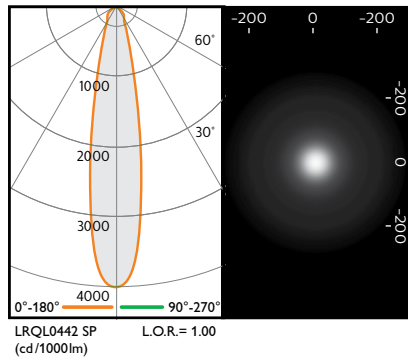
Series	Finish	Color temperature	Lens	Options	Accessories	Surge suppressor
SL43		W Warm (3000K) C Cool (4000K)	F Clear flat ADA Walk over LS Linear spread CFL Clear frosted	blank None CR Convex rockguard DS Directional shield LFSS Stainless steel lens frame	blank None GM Grout mask	blank None SP1 120-277V, 10K
SL43 Inground line-voltage luminaire	BK Black BZ Bronze WH White GR Green GY Gray NA Natural aluminum CC Custom					



SL43 Warm 3000 K

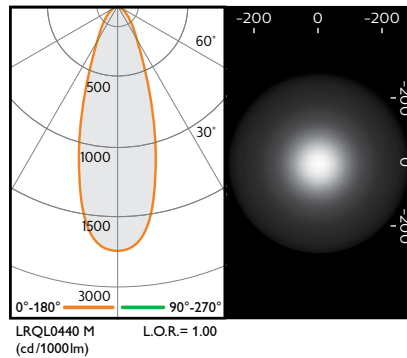
Narrow

minimum output



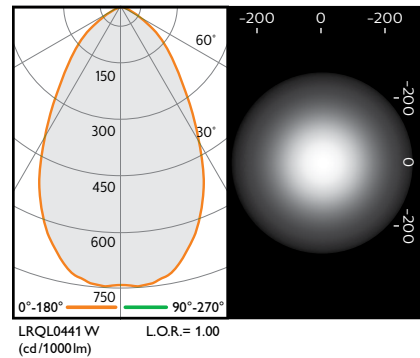
Medium

minimum output



Wide

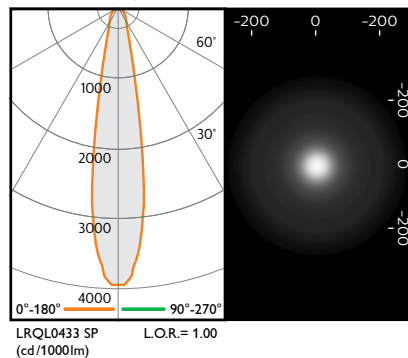
minimum output



SL43 Cool 4000 K

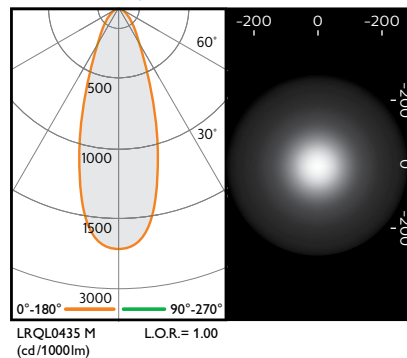
Narrow

maximum output



Medium

maximum output



Wide

maximum output

