

INSTALLATION INSTRUCTIONS

RETROFIT ROUND FORM10 22" LED, C/M 22

Signify North America Corporation
200 Franklin Square Drive
Somerset N.J. 08873, USA

Signify Canada Ltd./Signify Canada Ltée.
281 Hillmount Road,
Markham, ON, Canada L6C 2S3

WARNING: RISK OF FIRE OR ELECTRIC SHOCK. LED RETROFIT KIT INSTALLATION REQUIRES KNOWLEDGE OF LUMINAIRE ELECTRICAL SYSTEMS. IF NOT QUALIFIED, DO NOT ATTEMPT INSTALLATION. CONTACT A QUALIFIED ELECTRICIAN.

WARNING: RISK OF FIRE OR ELECTRIC SHOCK. INSTALL THIS KIT ONLY IN THE LUMINAIRE THAT HAS THE CONSTRUCTION FEATURES AND DIMENSIONS SHOWN IN THE PHOTOGRAPHS AND/OR DRAWINGS.

CAUTION: DO NOT MAKE OR ALTER ANY OPEN HOLES IN AN ENCLOSURE OF WIRING OR ELECTRICAL COMPONENTS DURING KIT INSTALLATION.

WARNING: TO PREVENT WIRING DAMAGE OR ABRASION, DO NOT EXPOSE WIRING TO EDGES OF SHEET METAL OR OTHER SHARP OBJECTS.

For Existing Round Form 10 22" HID model (Form 10-MA, -CA, -MW, -CW, -MP, -CP 22")

"THE RETROFIT KIT IS ACCEPTED AS A COMPONENT OF A LUMINAIRE WHERE THE SUITABILITY OF THE COMBINATION SHALL BE DETERMINED BY UL OR AUTHORITIES HAVING JURISDICTION."

RETROFITTED LUMINAIRE MARKINGS- A label shall be included as part of the retrofit kit for affixing to the luminaire and shall indicate the following:

REPLACE ONLY WITH GARDCO LIGHTING ROUND FORM 10 22", C/M22. ROUND FORM 10 22", C/M22 IS REPLACED WITH LED KIT OR LED DRIVER, AS APPLICABLE.



INSTALLATION INSTRUCTIONS

RETROFIT ROUND FORM10 22" LED, C/M 22

Signify North America Corporation
200 Franklin Square Drive
Somerset N.J. 08873, USA


Signify Canada Ltd./Signify Canada Ltée.
281 Hillmount Road,
Markham, ON, Canada L6C 2S3

PARTS USED FOR FORM 10 LED RETRO FIT




FORM 10 22" ROUND RETRO FIT KIT

STEP 1: GAIN ACCESS TO INTERNAL COMPONENTS BY REMOVING 2 SCREWS AND TAKING OFF DOOR



STEP 2: REMOVE LAMP, THEN REMOVE REFLECTOR ASSEMBLY INCLUDING LAMPHOLDER/LEADS BY LOOSENING 4



INSTALLATION INSTRUCTIONS


Signify North America Corporation
200 Franklin Square Drive
Somerset N.J. 08873, USA

Signify Canada Ltd./Signify Canada Ltée.
281 Hillmount Road,
Markham, ON, Canada L6C 2S3



STEP 3: DISENGAGE QUICK
DISCONNECTS AND REMOVE
REFLECTOR ASSEMBLY



STEP 4: REMOVE BALLAST ASSEMBLY BY
DISCONNECTING THREE LINE LEADS AND REMOVING
SCREWS USED TO HOLD THE BALLAST TRAY AND
GROUND WIRE AS SHOWN.



STEP 5: TIE CONNECTOR INTO LEADS BY CONNECTING LIKE
COLORS AND SECURE WITH WIRE NUT. SECURE INCOMING
GROUND TO HOUSING



INSTALLATION INSTRUCTIONS


RETROFIT ROUND FORM10 22" LED, C/M 22

Signify North America Corporation
200 Franklin Square Drive
Somerset N.J. 08873, USA

Signify Canada Ltd./Signify Canada Ltée.
281 Hillmount Road,
Markham, ON, Canada L6C 2S3

STEP 6: ENGAGE TWO QUICK DISCONNECTS & POSITION LIGHT ENGINE ASSEMBLY INTO PLACE MAKING SURE IT ALLIGNS WITH MOUNTING HOLES

STEP 7: SECURE RETROFIT KIT INTO HOUSING BY TIGHTENING SCREWS REMOVED EARLIER



STEP 8: REPLACE DOOR AND SECURE WITH SCREWS.

