

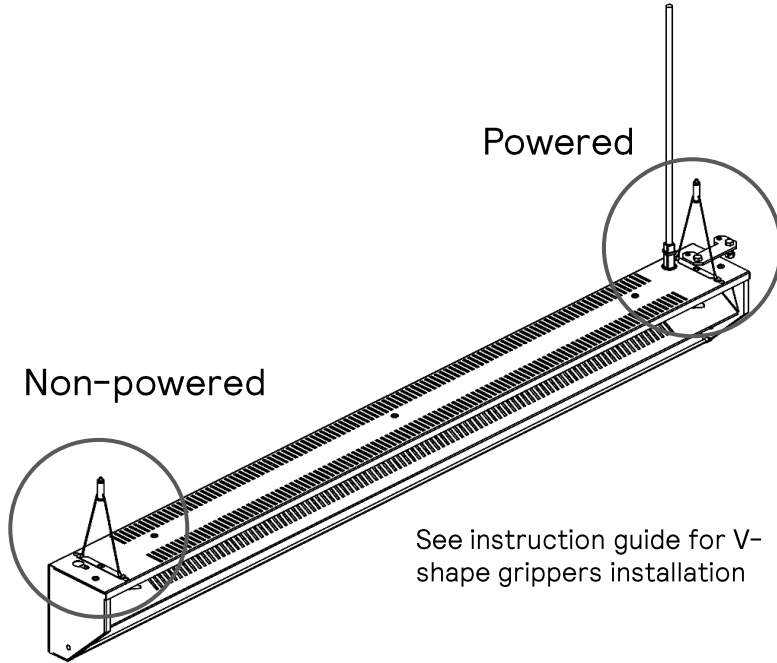


by Signify

Mounting Kits

Mounting kits for Daylight and Lightscape

Nature Connect



See instruction guide for V-shape grippers installation



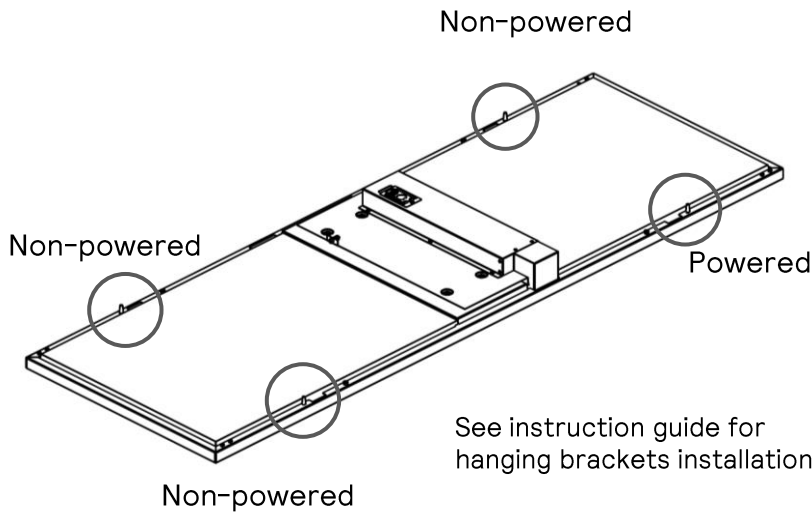
For each row of lightscape installed, the first fixture will need 2 mounting points (1 powered and 1 non-powered). For every extra lightscape added in the same row, one extra mounting point is needed (powered).

Example with A1 mounting kit

NON-POWERED	POWERED
<p>Slide the cable through the gripper's hole</p>	<p>Place power cable during mounting kit installation and then slide the non-powered cable through the gripper's hole</p>

See further pages for mounting kit installation

NatureConnect Mounting kits for Daylight and Lightscape



For each daylight panel, 4 mounting points are needed (3 non-powered and 1 powered).

Example with A1 mounting kit

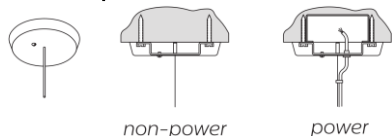
NON-POWERED	POWERED
<p>Slide the cable through the gripper's hole</p>	<p>Place power cable during mount kit installation and then slide the non-powered cable through the gripper's hole</p>

See further pages for mounting kit installation

NatureConnect Mounting kits for Daylight and Lightscape

Non-accessible ceilings

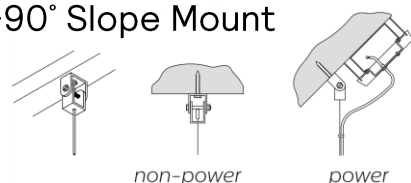
A1 0°–15° Slope Mount



Designed for flat or gently sloping non-accessible ceilings (0°–15° slope) where the electrical box is pre-installed either surface mounted or recessed in the ceiling. System conceals mounting hardware to provide a clean, finished look.

- Stranded aircraft cable with full vertical adjustment at fixture
- 4" octagonal box (supplied by others)
- Canopy is 5-1/4" diameter x 3/4" high for power & no power mounts
- Optional cover ring available for surface mounted power (not shown)
- Optional Chicago Plenum version available (specify Mount Type A4)

A3 0°–90° Slope Mount

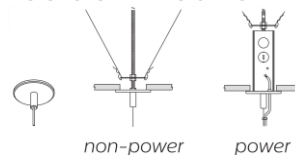


Versatile mount designed for flat or sloped non-accessible ceilings (0°–90° slope) where the electrical box is pre-installed either surface mounted or recessed in the ceiling. Exposed mounting hardware provides more industrial look.

- Mountable on 0°–90° sloped ceiling
- Stranded aircraft cable with full vertical adjustment at fixture
- 4" octagonal box (supplied by others)
- Canopy for power is 5-1/4" diameter x 3/4" high
- Mount bracket is 2-3/4" wide x 2" high
- Optional canopy collar included to conceal exposed 4" octagonal box

T-grid ceilings

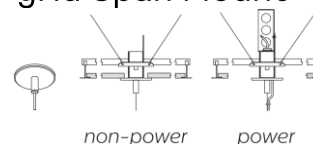
A2 Fixed Position Mount



Fixed Position Mount (standard tee, slot tee, tegular tile) uses fixed placement of 1/4"-20 threaded rod (supplied by others) and integral electrical box (supplied by Philips Ledalite) to work with all T-grid ceiling types.

- Stranded aircraft cable with full vertical adjustment at fixture
- Canopy is 3" diameter x 7/32" high for power and non-power mounts
- Tile cut-out is 2-1/2" diameter for power or 3/4" diameter for non-power
- 1/4"-20 threaded rod (supplied by others)

A5 24" T-grid Span Mount

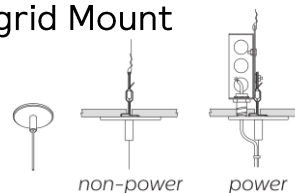


24" T-grid Span Mount allows flexible placement of luminaires in the tile. Good for products with off-grid mounts or spaces where ducting and/or other structural barriers require mounting flexibility.

- Aligned by T-grid and secured to structure
- Adjusts to both 1" and 1-1/2" high T-grid ceiling types*
- Stranded aircraft cable with full vertical adjustment at fixture
- 4" square box (supplied by others)
- Canopy is 3" diameter x 7/32" high for power and non-power mounts
- Tile cut-out is 2-1/2" diameter for power and non-power mounts

*Note: Consult factory for non-standard ceiling types and tiles

A6** On-grid Mount



On-grid Mount system (standard tee, slot tee) clips directly to tee in either orientation. Quick and simple to install.

- Supported by T-grid and secured to structure
- Stranded aircraft cable with full vertical adjustment at fixture
- 4" square box (supplied by others)
- Canopy is 3-3/4" diameter x 7/32" high for power and non-power mnts
- 65 lbs maximum static load

Note: Supports T-grid (15/16" and 9/16") and Slot T-grid (9/16" x 5/16") ceiling types.

Compatible with Ledalite fixtures that provide 4', 8' or 12' mount spacing. To meet seismic requirements, additional tie-offs may be required. Consult local codes.

**Select applicable size/tile type:

- A6-1 On-grid 15/16" (non tegular tile only)
- A6-2 On-grid 9/16" (non tegular tile only)
- A6-3 On-grid 9/16" x 5/16" (slot tee & tegular tile)

