

Brilliant design and intuitive engineering fearlessly combine to deliver unprecedented performance. **BoldPlay's** striking contrast of effortless style and urban edginess makes a distinctive statement in any space. Available tunable white technology gives you the ability to vary color temperature and intensity, harmonizing lighting with your daily life.

**BoldPlay includes AccuRender technology for the highest color quality at the highest efficacy.**

Project: \_\_\_\_\_  
 Location: \_\_\_\_\_  
 Cat.No: \_\_\_\_\_  
 Type: \_\_\_\_\_  
 Line ID: \_\_\_\_\_ Qty: \_\_\_\_\_  
 Notes: \_\_\_\_\_

**Ordering guide**

example: 7808LBEQN087DEW

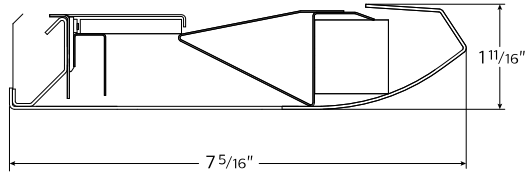
Family	Source	CRI/CCT <sup>1</sup>	Lumens <sup>1</sup>	Optics	Distribution	Run Length	Wiring <sup>2</sup>	Voltage	Driver	Finish
<b>7808</b>	<b>L</b>			<b>Q</b>	<b>N</b>				<b>E</b>	
<b>7808</b> BoldPlay Wall	<b>L</b> LED	<b>A</b> CRI 90, 4000K <b>B</b> CRI 90, 3500K <b>C</b> CRI 90, 3000K	<b>C</b> 4400 lm/4ft <b>E</b> 3400 lm/4ft <b>G</b> 2300 lm/4ft	<b>Q</b> MesoOptics Lens	<b>N</b> Lightguide	<b>04</b> 4ft <b>08</b> 8ft <b>xx</b> Continuous Run (4ft increments)	<b>7</b> 1cct Dimming <b>E</b> 2cct A/B Dimming (Alt. 4ft sections) <b>M</b> 1cct Dimming + EM Wiring <b>N</b> 1cct Dimming + EM Batt. Pack	<b>D</b> UNV 120-277V <b>3</b> 347V	<b>E</b> Advance 0-10V (1% Dim)	<b>W</b> Standard White <b>T</b> Titanium Silver <b>B</b> Black <b>C</b> Custom

1. Nominal values within a range. Consult photometry data for CRI, color temp, lumens & distribution of chosen configuration.  
 2. Not all wiring types are available with all configurations. Consult Ledalite for a complete list of available options

# BoldPlay linear wall

## Cross Section View

Lightguide



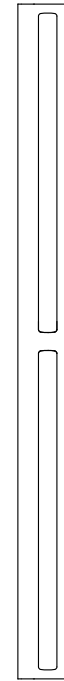
## Cross Section View – Endcaps

Solid Flat



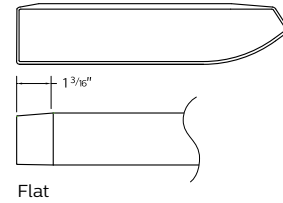
## Cross Section View – Optics Details

Lens View



Wall  
(without endcaps)

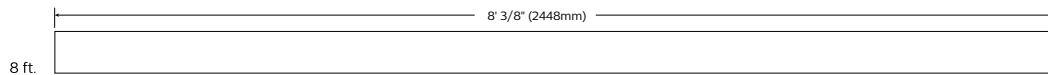
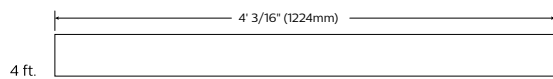
End Caps



Flat

## Module Details & Dimensions

Module length excludes end caps. Nominal mounting spacing for individually mounted modules.



Note: Refer to installation instructions for exact mount.

# BoldPlay linear wall

## Specifications

### Optical System

The optical system contains arrays of LEDs edge-lighting a low profile light-guide panel, using total internal reflection to homogenize the sources. The microstructured surface of the panel optimizes light extraction to create an efficacious direct/indirect distribution. Light is purified and controlled by MesoOptics film as it passes through a non-glare acrylic lens. Standard distribution is 75% up / 25% down for suspended and 65% up / 35% down for wall mount version.

### Endcaps

Diecast aluminum endcaps finished with a textured matte powder coat to match the luminaire.

### Finish

Standard finish is a textured matte powder coat in white, black or titanium silver. Custom colors available upon request.

### Housing

Precision formed 18 gauge cold-rolled steel.

### Weight

Maximum: Suspended 3.75lb/ft & Wall 3.0lb/ft.

### Electrical

Factory pre-wired to section ends with quick-wire connectors.

### Standard Drivers

Advance Xitanium 0-10V, 1-100%. Advance Xitanium Sensor Ready, 5-100%. Class 2 rated output. Consult Ledalite for other available drivers.

### Standard Battery Pack

Bodine, 90 min, 10W, Class 2 rated output, Emergency lumen output = 10W x luminaire efficacy x 1.1. Typical output: 1100lm.

### Lumen Maintenance

LEDs have been tested by the manufacturer in accordance with IESNA LM-80-08. At an ambient temperature of 25°C, the LED lumen maintenance expectation according to IES TM-21-21 is: L<sub>80</sub> (10k) >60,000 hrs (Reported methodology).

### Source Color

LEDs rated for color rendering CRI >90 and R9 >50, and fixture to fixture color accuracy within 2 SDCM.

### Mounting

Fixture is mounted flush to wall using hidden wall brackets which attach to existing structure, variable within 2"-5" of end or joint.

### Joints

Self-aligning joining system with hands-free pre-joining wire access.

### Approvals

Certified to UL, CSA and IES standards.

### Warranty

Signify indoor professional luminaires 5 year LED warranty: [www.signify.com/warranties](http://www.signify.com/warranties).

### Environment

Rated for dry or damp locations in operating ambient temperatures 0-40°C (32-104°F). Certain luminaire components may be adversely affected by contaminants. Damage caused by sulfur, chlorine, petroleum based solutions or other contaminants are not covered under warranty. Not suitable for natatorium environments.

# BoldPlay linear wall

## Photometrics\*\*

MesoOptics + Lightguide Distribution (QN)

(Click "PDF" and "IES" text to Download)

Lumen Package	Nominal CRI & CCT	Flux (lm)	Watts (W)	Efficacy (LPW)	CRI	RP-1 VDT	Photometry Report	IES File
4400 lm/4ft	CRI 90, 4000K	4508	43.9	102.7	90+	Critical spaces	<a href="#">PDF</a>	<a href="#">IES</a>
	CRI 90, 3500K	4384	44.0	99.6	90+	Critical spaces	<a href="#">PDF</a>	<a href="#">IES</a>
	CRI 90, 3000K	4198	44.2	95.0	90+	Critical spaces	<a href="#">PDF</a>	<a href="#">IES</a>
3400 lm/4ft	CRI 90, 4000K	3509	33.0	106.3	90+	Critical spaces	<a href="#">PDF</a>	<a href="#">IES</a>
	CRI 90, 3500K	3410	33.1	103.0	90+	Critical spaces	<a href="#">PDF</a>	<a href="#">IES</a>
	CRI 90, 3000K	3266	33.2	98.4	90+	Critical spaces	<a href="#">PDF</a>	<a href="#">IES</a>
2300 lm/4ft	CRI 90, 4000K	2411	21.7	111.1	90+	Critical spaces	<a href="#">PDF</a>	<a href="#">IES</a>
	CRI 90, 3500K	2344	21.8	107.5	90+	Critical spaces	<a href="#">PDF</a>	<a href="#">IES</a>
	CRI 90, 3000K	2245	21.9	102.5	90+	Critical spaces	<a href="#">PDF</a>	<a href="#">IES</a>

\*\*Photometry is measured to IES standards using CRI 80 LEDs. New AccuRender high efficacy CRI 90 LEDs will meet or exceed posted energy specifications including wattage, lumen output, and efficacy.

CANDELA DISTRIBUTION						Flux
	0	22.5	45	67.5	90	Lumens
0	441	441	441	441	441	
5	489	474	441	413	403	43
15	618	559	444	366	337	131
25	728	633	437	308	270	215
35	603	576	396	243	205	251
45	362	371	301	184	155	216
55	222	219	194	138	125	163
65	129	125	114	99	93	110
75	50	49	46	46	46	52
85	9	9	9	15	17	13
90	0	0	0	0	0	
95	35	59	29	17	20	95
105	1271	1010	115	70	65	457
115	1426	801	190	117	109	470
125	1019	644	243	155	141	367
135	772	559	286	188	170	292
145	617	506	327	225	202	230
155	513	466	352	266	242	169
165	447	427	366	305	284	104
175	390	381	363	342	334	35
180	362	362	362	362	362	

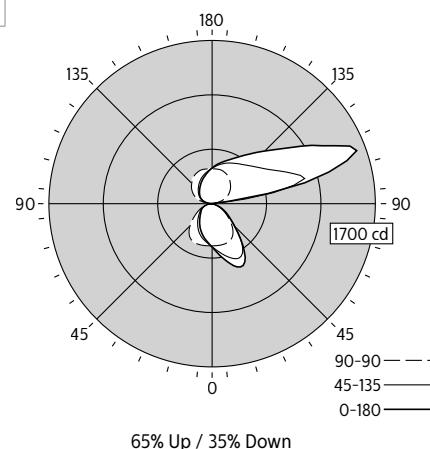
\*Photometric data shown is for 3400 lm/4ft, 3500K, 90 CRI configuration.

COEFFICIENTS OF UTILIZATION (%)													
Pc---	80				70				50				0
Pw---	70	50	30	10	70	50	30	50	30	10	0	0	
RCR													
0	104	104	104	104	94	94	94	75	75	75	35	35	
1	95	91	87	84	86	82	79	66	64	62	30	30	
2	86	79	74	69	78	72	67	58	55	52	26	26	
3	79	70	63	58	71	64	58	52	47	44	22	22	
4	72	62	55	49	65	57	50	46	41	38	19	19	
5	66	55	48	42	60	50	44	41	36	32	17	17	
6	61	50	42	36	55	45	38	37	32	28	15	15	
7	57	45	37	32	51	41	34	34	29	25	13	13	
8	52	41	33	28	47	37	31	31	26	22	12	12	
9	49	37	30	25	44	34	27	28	23	20	11	11	
10	45	34	27	22	41	31	25	26	21	18	10	10	

ZONAL LUMEN SUMMARY			
Zone	Lumens	%Fixture	%Lamp
0-30	388	11.4%	11.4%
0-40	639	18.7%	18.7%
0-60	1017	29.8%	29.8%
0-90	1192	35.0%	35.0%
90-130	1388	40.7%	40.7%
90-150	1911	56.0%	56.0%
90-180	2218	65.0%	65.0%
0-180	3410	100.0%	100.0%

Electrical				
120V: P, I, THD, PF	33.1	0.277	6.8	0.996
277V: P, I, THD, PF	32.7	0.122	13.0	0.965
347V: P, I, THD, PF	N/A	N/A	N/A	N/A

AVG LUMINANCE (cd/m <sup>2</sup> )			
	0	45	90
0	5699	5699	5699
5	6352	5721	5228
15	8280	5941	4517
25	10386	6245	3860
35	9524	6261	3239
45	6614	5503	2835
55	5002	4385	2809
65	3952	3487	2836
75	2506	2278	2278
85	1353	1353	2480



© 2023 Signify Holding. All rights reserved. The information provided herein is subject to change, without notice. Signify does not give any representation or warranty as to the accuracy or completeness of the information included herein and shall not be liable for any action in reliance thereon. The information presented in this document is not intended as any commercial offer and does not form part of any quotation or contract, unless otherwise agreed by Signify.

Signify North America Corporation  
400 Crossing Blvd, Suite 600  
Bridgewater, NJ 08807  
Telephone 855-486-2216

Signify Canada Ltd.  
281 Hillmount Road,  
Markham, ON, Canada L6C 2S3  
Telephone 800-668-9008

All trademarks are owned by Signify Holding or their respective owners.