

Day-Brite

CFI

by  Signify

Recessed

Coffaire HP 2x4

T8, T5, or T5HO



Project: _____
 Location: _____
 Cat.No: _____
 Type: _____
 Lamps: _____ Qty: _____
 Notes: _____

Day-Brite / CFI Coffaire HP recessed features a high 95% reflectance white powder painted body, our TransOptix lens and a 95% reflectance specular aluminum reflector. Coffaire HP combines a perforated mesh lamp shield with the TransOptix lens in an indirect cove to create an aesthetically pleasing direct/indirect luminaire.

Ordering guide

Example: CFS2GHP232UNV-1/2-EB

Family	Air Function	Width	Ceiling Type	Diffuser/ Reflector	No. of Lamps	Lamp Type (by others)	Voltage	Options
CF	S	2		HP			—	
CF Coffaire HP direct/ indirect recessed with perforated mesh shield	S Static	2 2'	G Fits both standard and slot grid N 9/16" narrow T-grid	HP High performance	2 2 lamp 3 3 lamp	32 32WT8 28 28WT5 54 54WT5HO	UNV Universal voltage, 120-277V 120 120V 277 277V 347 347V	1/2 One 2-lamp ballast 1/3 One 3-lamp ballast 1/21 2-lamp and 1-lamp ballasts EB Electronic ballast, <10% THD std. ballast factor EB10R T8 electronic ballast, <10% THD, program rapid start EBHE T8 electronic ballast, high efficiency std. ballast factor EBLHE T8 electronic ballast, high efficiency low ballast factor EBHHE T8 electronic ballast, high efficiency high ballast factor EBSD T8 electronic step dimming ballast, .88 ballast factor EBD7 Advance Mark 7 dimming ballast, 0-10V (low voltage) control EBDX Advance Mark 10 dimming ballast, phase control EBD Electronic dimming ballast, customer specified E1 B100 emerg. ballast, T8, 350-450 lumens, 120/277V E1CAN B100-CAN emerg. ballast, Canada market, T8 350-450 lumens, 120/347V E7 B60 emerg. ballast, T8, 600-700 lumens, 120/277V E5 B50 emerg. ballast, U.S. or Canada market, T8, 1100-1400 lumens, UNV ESCAN B50-CAN emerg. ballast, Canada market, T8, 1100-1400 lumens, 120/347V ESST B50ST emerg. ballast w/self test, U.S. or Canada market, T8, 1100-1400 lumens, UNV E7LP LP550 emerg. ballast T5/T5HO, 430-700 lumens, 120/277V E6LP LP600 emerg. ballast U.S. or Canada market, T5/T5HO, 750-1325 lumens, 120/277V F1 3/8" flex, 3 wire 18 gauge 6' F2 3/8" flex, 4 wire 18 gauge 6' F2/5W 3/8" flex, 5 wire 18 gauge 6' GLR Fusing, fast blow LPT830 Installed T8/T5/T5HO lamps, 80+ CRI, 3000K LPT835 Installed T8/T5/T5HO lamps, 80+ CRI, 3500K LPT841 Installed T8/T5/T5HO lamps, 80+ CRI, 4100K LPT830HL Installed T8/T5 hi lumen lamps, 80+ CRI, 3000K LPT835HL Installed T8/T5 hi lumen lamps, 80+ CRI, 3500K LPT841HL Installed T8/T5 hi lumen lamps, 80+ CRI, 4100K CHIC Chicago plenum rated

Accessories (order separately)

- FMA24 – 2'x4' "F" mounting frame for NEMA "F" installations

CFS Coffaire HP recessed 2x4

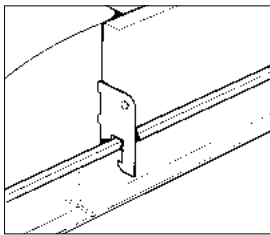
T8, T5, or T5HO

Features

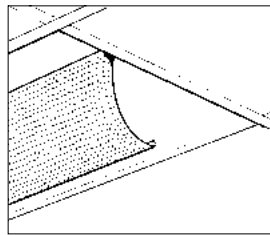
- Direct/indirect lamp shield appearance with soft contoured interior.
- Perforated mesh lamp basket with unique TransOptix lens.
- Body 95% reflective matte white powder coated.
- 95% reflective specular reflector.
- 73.4% efficient (2 lamp T8), 66.9% efficient (3 lamp T8), 80.2% efficient (2 lamp 28WT5), 80.7% efficient (2 lamp 54WT5HO).
- Spacing to mounting ratio 1.3.
- Only 5" deep.
- Tension screws secure ends to body.
- Same fixture fits both G and T ceiling types.
- Fits flush to face of slot grid (T) ceiling.
- Injection molded light stop at basket ends.
- Ballast accessible thru lamp compartment from room side.
- Perforated lamp shield hinges from either side.
- Can be continuous row mounted.
- Wiring access plate standard.

Specifications

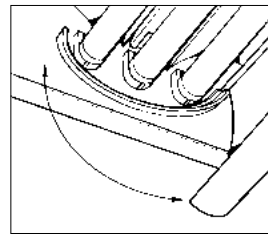
- **Performance:** In an installation of 2 lamp 32WT8 luminaires in a room cavity ratio of 1, with reflectance 80% ceiling, 50% wall, 20% floor, the C.U. shall not be less than .76. To reduce glare the average brightness at 65° shall not exceed 2417 candelas per square meter. To control veiling reflections, luminaire output in the 30°-90° zone shall not be less than 73.6%.
In an installation of 2 lamp 28WT5 luminaires in a room cavity ratio of 1, with reflectance 80% ceiling, 50% wall, 20% floor, the C.U. shall not be less than .83. To reduce glare the average brightness at 65° shall not exceed 2223 candelas per square meter. To control veiling reflections, luminaire output in the 30°-90° zone shall not be less than 73.6%.
- **Materials:** Chassis parts – die-formed code gauge steel. Lamp Shield – steel perforated mesh lamp shield with unique TransOptix lens.
- **Finish:** Chassis exterior – 95% reflective white baked polyester enamel. Rust preventative undercoating. Cavity – 95% reflective white baked polyester enamel. Reflector – 95% reflective specular aluminum reflector. Lamp Shield – 95% reflective white baked polyester enamel.
- **Electrical:** Thermally protected class "P" ballast, non PCB. If K.O. is within 3" of ballast, use wire suitable for at least 90°.
- **Labels:** cULus listed, suitable for damp locations.



built-in earthquake clips

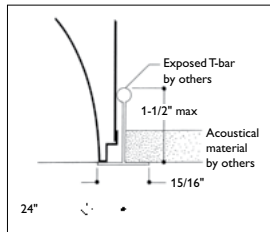


lamp shield hinges either side

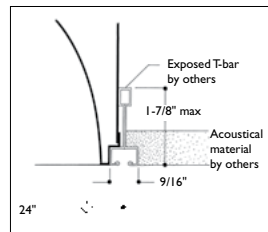


light stop, static models only

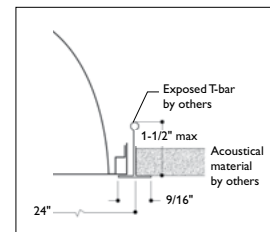
Mounting methods



exposed t-grid ceiling

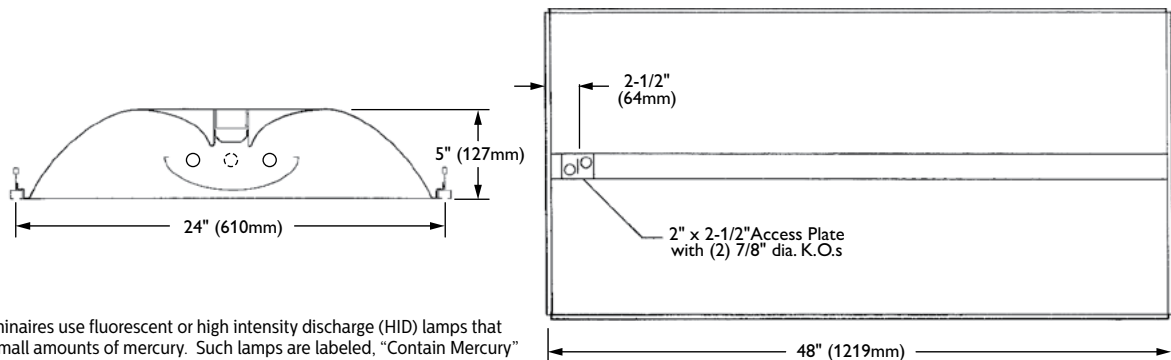


exposed slot t-grid ceiling



narrow exposed t-grid ceiling

Dimensions



Some luminaires use fluorescent or high intensity discharge (HID) lamps that contain small amounts of mercury. Such lamps are labeled, "Contain Mercury" and/or the symbol "HG". Lamps that contain mercury must be disposed of in accordance with local requirements. Information regarding lamp recycling and disposal can be found at www.lamprecycle.org

