

Placing emphasis where it belongs... Ledalite brings you the latest high performance lighting solution for your designer toolbox, **TruGroove perimeter** ambient and graze. Whether your desire is to set the mood or create a statement, **TruGroove** lets you emphasize with illumination.

TruGroove perimeter now includes AccuRender technology for the highest color quality at the highest efficacy

Project: _____

Location: _____

Cat.No: _____

Type: _____

Line ID: _____ Qty: _____

Notes: _____

Ordering guide

example: 4908L93540QSN08DE1NNNWCC2S1









Family	Version	Distribution	Source	CRI/CCT ¹	
49	0		L		
49 TruGroove perimeter	0 Straight Run	8 Ambient	L LED	950 CRI 90, 5000K	930 CRI 90, 3000K
		9 Graze		940 CRI 90, 4000K	927 CRI 90, 2700K
				935 CRI 90, 3500K	
				8T2 CRI 80, 2700-6500K 2ch Tunable White(confirm controls) ⁵	
Lumens ¹	Optics	Housing	Surface	Run Length	
			N		
40 4000 lm/4ft	Q Flush MesoOptics Lens	S Standard C Chicago Plenum	N All Ceiling Trims: Endset, Slot & Trim (please specify separately)	02 2ft	04 4ft
30 3000 lm/4ft				C2 2.5ft	05 5ft
22 2200 lm/4ft	P Reverse Parabolic Optic w/ Flush Lens			03 3ft	06 6ft
15 1500 lm/4ft				C3 3.5ft	08 8ft
					xx Continuous run in 6" increments ⁸ (please specify)
Voltage	Driver	Circuit ²	Wiring Option ²	System /Controls	
D UNV 120-277V	E Advance Xitanium 0-10V (1% Dim)	1 Single Circuit	N None B Battery Pack ³ E Aux. Wiring	NN None	
3 347V ³					
D UNV 120-277V	D Advance Xitanium DALI (5% Dim) ³	1 Single Circuit	N None B Battery Pack		
	H Lutron EcoSystem LDE1 (<1% Dim, Fade-to-Black) ³				
L Low Voltage (48-54V DC)	P PoE Lighting Controller ⁴	1 Single Circuit	N None B Battery Pack		
Trim Finish ⁷	Endset (Left)	Endset (Right)	Slot Panel Height	Slot Panel Type	Ceiling Trim
W Standard White	C Variable/Wall S Fixed/Pocket	C Variable/Wall S Fixed/Pocket	2 1.75" 4 4"	S Standard Solid	1 T-Grid 3 Drywall Trimless 4 Drywall Trim
B Black			4 4"	A Air return	1 T-Grid

TruGroove perimeter

Options and dimensions


Standalone

Keep it simple with standalone modules, available in 8 standard lengths (consult Ledalite for custom lengths).

2ft	
2.5ft	
3ft	
3.5ft	
4ft	
5ft	
6ft	
8ft	

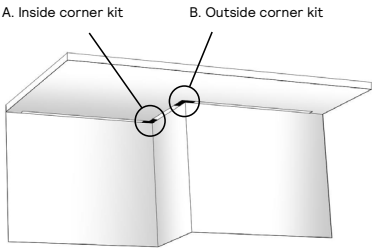
Continuous Run

Continuous Run in 1ft increments (enquire about smaller increments)

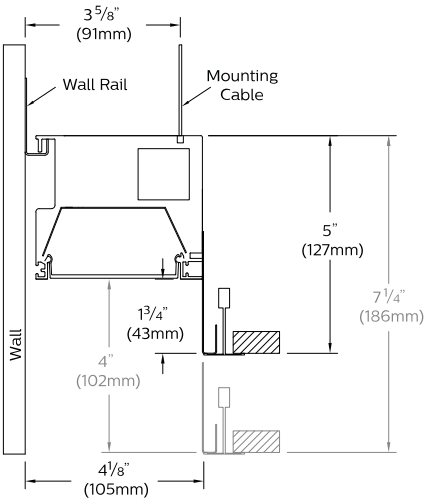



Patterns

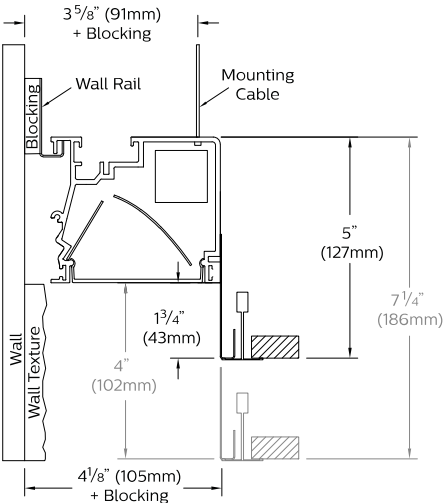
Seamlessly create any pattern imaginable (flat corners are 90°, contact Ledalite for custom angles and intersections).



Ambient



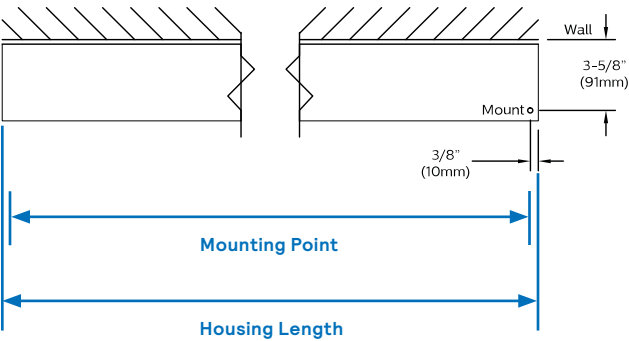
Graze



TruGroove perimeter

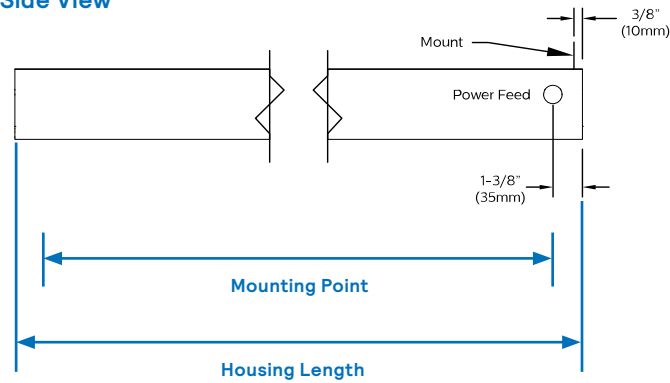
Options and dimensions

Top View



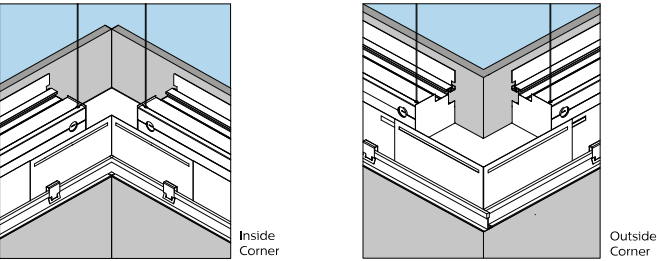
Nominal	Housing	Mounting Points
2ft	24" [610mm]	23.25" [590mm]
2.5ft	30" [762mm]	29.25" [762mm]
3ft	36" [914mm]	35.25" [894mm]
3.5ft	42" [1067mm]	41.25" [1047mm]
4ft	48" [1219mm]	47.25" [1199mm]
5ft	60" [1524mm]	59.25" [1524mm]
6ft	72" [1829mm]	71.25" [1809mm]
8ft	96" [2438mm]	95.25" [2418mm]

Side View

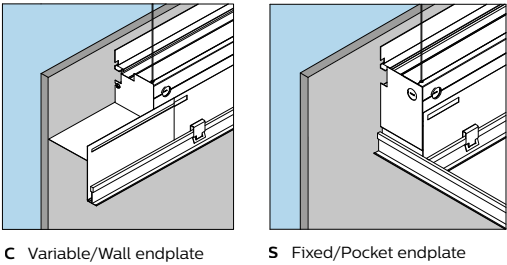


Power feed location available on room side 1-3/8" (35mm) from each joint or end condition.

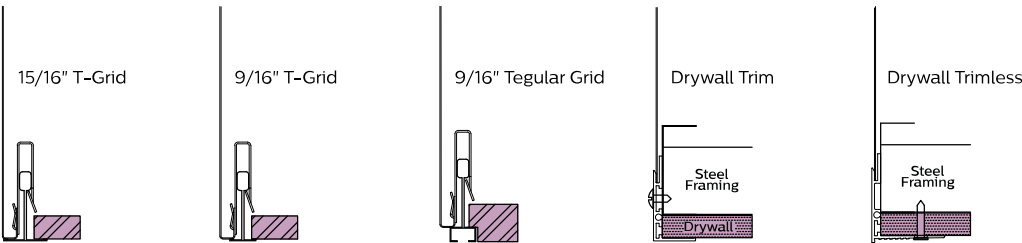
Corners T-Grid



Endcaps



Ceiling Trims



TruGroove perimeter

Specifications

Optical System

Ambient: An extruded flush lens assembly with MesoOptics film is used to homogenize and control light from a linear array of downward-facing LEDs. This delivers a uniform, discreet ambient 'glow' along the top of a wall as well as directing fill light into the space.

Graze: A highly efficient parabolic reflector mounted in the reverse orientation from the wall focuses light from an angled array of LEDs into a tight linear beam. This creates dramatic grazing shadow effects down the length of a textured wall with textures 1/16" – 1" deep.

Housing & Finish

Precision aluminum extrusion, powder coated in white (Ambient) or black (Graze).

Slot & Trim

Lit modules are regressed into a provided slot, 4" deep as standard or 1.75" deep for narrow plenums. The standard slot avoids direct view of the optics when standing 3' or more from a 9' wall. Slot panels are available to integrate with T-grid or drywall ceilings. The drywall edge can be finished with either a supplied visible extruded aluminum trim or a mud-in "trimless" flange.

Ends & Corners

The perimeter slot can be terminated at a chosen position with a flat / pocket end; or at a feature or wall with a variable length / wall end containing a sliding panel to close the plenum. All corners are variable length, with sliding panels and trimmable covers, available in 90° inside or outside versions. Other angles may be handled by request.

Finish

Extruded aluminum trim and die-cast endplates coated with an electrostatically applied, thermally cured polyester powder coat finish.

Mounting

Modules are supported on the wall side by a hidden extruded aluminum rail. On the ceiling side, support and final height adjustment are provided by an aircraft cable and gripper system attached to a bracket on the ceiling structure. Slot panels for closing the plenum are attached using either clips in the case of T-grid ceiling, or a screw mounted finishing trim for drywall.

Joints

Self-aligning joining system with hands-free pre-joining wire access.

Weight

Maximum: Ambient 3.6lb/ft, Graze 3.8lb/ft

Electrical

Fixtures are factory pre-wired to section ends with quick-wire connectors and tested for all circuits and backup battery packs. LED boards and drivers are easily field replaceable with access from below the ceiling. Optional armored cable flex whips are available in 6' lengths.

Standard Drivers

Advance Xitanium 0-10V, 1% Dimming
Advance Xitanium DALI, 5% Dimming
Advance Xitanium Sensor Ready, 1% Dimming
PoE Lighting Controller (for PoE tunable white)
Lutron EcoSystem LDE1, 1% Dimming with Soft-On and Fade-to-Black.
Class 2 rated output. Consult Ledalite for other available drivers.

Standard Battery Packs

Bodine Battery Pack, 90 min, 10W, Class 2 rated output.
Lumen output = 10W x luminaire efficacy x 1.1. Typical output ~1200lm.

PoE Battery Pack, 90 min, 6W, Class 2 rated output.
Lumen output = 6W x luminaire efficacy. Typical output ~650lm.

Lumen Maintenance

LEDs have been tested by the manufacturer in accordance with IESNA LM-80-15. At an ambient temperature of 25°C, the LED lumen maintenance expectation according to IES TM-21-11 is:
L80 (10k) > 60,000 hours (Reported methodology).

Source Color

LEDs rated for color rendering of:
CRI $R_a \geq 90$, $R_g \geq 50$, $G_a \geq 97$, $C_g \geq 90$
IES TM-30-18 : $R_f \geq 90$, $R_{f,h1} \geq 89$, $R_g \geq 99$, $R_{cs,h1} \geq -5\%$

SPD and TM-30-18 reports available upon request

Fixture to fixture color accuracy within:

2 SDCM for Static White luminaires
3 SDCM for Tunable White luminaires

Approvals

Certified to UL, IES & CSA Standards.
City of Chicago Approved CCEA (housing option C). Type IC Rated.

Environment

Rated for dry or damp locations in operating ambient temperatures of 0-25°C (32-77°F).

Many luminaire components, such as reflectors, refractors, lenses, and LEDs are made from various types of plastics which can be adversely affected by airborne contaminants. If sulfur-based chemicals, petroleum-based products, cleaning solutions, or other contaminants are expected in the intended area of use, consult factory for compatibility. Damage caused by sulfur, chlorine, petroleum-based solution, or other contaminants are not covered under warranty. Not suitable for natatorium environments.

Warranty

Five-year luminaire limited warranty including LED boards and driver:
www.signify.com/warranties

QuickShip

10-day QuickShip available for most configurations upon request. More information available at:
www.signify.com/en-us/brands/ledalite/quickship

Wired Controls Options

Interact Office Wired PoE:

- PoE based IoT connected lighting solution for large enterprises that span across multiple floors, buildings and require multiple gateways.
- Use Interact software and insights to increase building efficiency, achieve building wide integration and optimize space through occupancy analytics.
- Integral sensor option for occupancy sensing (PIR) and/or daylight harvesting available for additional energy savings.
- SB option, in addition to occupancy and daylight sensing, supports advanced IoT capabilities such as people estimation analysis, desk level temperature & humidity sensing, noise classification, and BLE beacon.
- Optional integral emergency controller and battery pack provides backup lighting in the case of a power outage. Test switch and indicator light mounted on the chassis.
- Emergency battery has a 3 month pre-installed shelf life, and must be stored and installed in environments of -20°C to 30°C (-4F to 86F) ambient, and 45-85% relative humidity.
- For more information on Interact Office Wired visit:
www.interact-lighting.com/office

Note: Signify Interact Office Luminaires are not sold individually and are only compatible with Signify's Interact Office control system & software. The system requires a compatible back-end IT infrastructure for normal operations, please consult your Signify representative for additional information.

Tunable White:

- Tunable White is available in Interact Office Wired PoE luminaires. Other control options for Tunable White with DALI (DT6 or DT8), 0-10V, Lutron T Series or DMX control are available via an Engineered-to-Order (ETO) request.
- Signify tunable white solutions are designed to help maximize the influence of lighting on your daily life.
- Dynamic behaviors via scheduled lighting recipes mimicking daylight patterns or supporting biorhythms.
- Scene setting via lighting pre-sets based on various combinations of lighting color temperature and intensity.

TruGroove perimeter

Colorimetry

TruGroove perimeter (49xx) AccuRender Static White

Nominal CRI & CCT		CRI 90, 2700K	CRI 90, 3000K	CRI 90, 3500K	CRI 90, 4000K	CRI 90, 5000K
CIE 013.3-1995 ¹	CRI R _a	94	93	93	93	93
	R ₉	55	57	59	64	68
	G _a	99	99	99	99	99
	C _g	93	93	93	93	94
IES TM-30-18 ²	R _f	92	91	91	91	90
	R _f , h ₁	90	90	90	91	89
	R _g	100	100	99	100	100
	R _{cs} , h ₁	-6%	-5%	-6%	-5%	-5%
MDER ³		0.45	0.51	0.58	0.65	0.81

1. Color Rendering Index (CRI Ra) and Strong Red (R9) are calculated in accordance with CIE 013.3-1995. Color Gamut index (Ga) and red chroma Index (C9) are CIE based properties using the Global Lighting Association's calculation tool.

2. Fidelity Index (Rf), Red Fidelity Index (Rf,h1), Gamut Index (Rg), and Red Local Chroma Shift (Rcs,h1) are calculated in accordance with IES TM-30-18.-18.

3. Melanopic Daylight Efficacy Ratio (MDER) is the measure for "spectral melanopic efficiency" as defined in CIE S 026-2018.

TruGroove perimeter

Photometry

Ambient (4908) Flush MesoOptic Lens

Click "PDF" or "IES" text to download

Nominal CRI & CCT		CRI 90, 2700K					CRI 90, 3000K					CRI 90, 3500K					CRI 90, 4000K					CRI 90, 5000K				
Nominal Lumen Package (lm/4ft)	Watts	Flux (lm/4ft) ¹	Efficacy (LPW)	UGR ²	Photometry Report	IES File	Flux (lm/4ft) ¹	Efficacy (LPW)	UGR ²	Photometry Report	IES File	Flux (lm/4ft) ¹	Efficacy (LPW)	UGR ²	Photometry Report	IES File	Flux (lm/4ft) ¹	Efficacy (LPW)	UGR ²	Photometry Report	IES File	Flux (lm/4ft) ¹	Efficacy (LPW)	UGR ²	Photometry Report	IES File
4000	37.2	3,814	102.5	22.9	PDF	IES	3,921	105.4	22.9	PDF	IES	4,066	109.3	23.1	PDF	IES	4,127	110.9	23.1	PDF	IES	4,221	113.5	23.2	PDF	IES
3000	27.4	2,876	105.0	21.9	PDF	IES	2,957	107.9	22.0	PDF	IES	3,056	111.5	22.1	PDF	IES	3,107	113.4	22.1	PDF	IES	3,178	116.0	22.2	PDF	IES
2200	19.5	2,119	108.7	20.8	PDF	IES	2,181	111.8	20.9	PDF	IES	2,249	115.3	21.0	PDF	IES	2,289	117.4	21.1	PDF	IES	2,338	119.9	21.2	PDF	IES
1500	13.7	1,436	104.8	19.5	PDF	IES	1,481	108.1	19.6	PDF	IES	1,523	111.2	19.7	PDF	IES	1,553	113.4	19.7	PDF	IES	1,582	115.5	19.8	PDF	IES

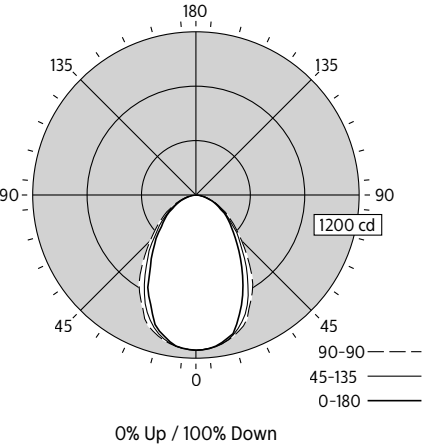
Graze (4909) Reverse Parabolic Optic

Click "PDF" or "IES" text to download

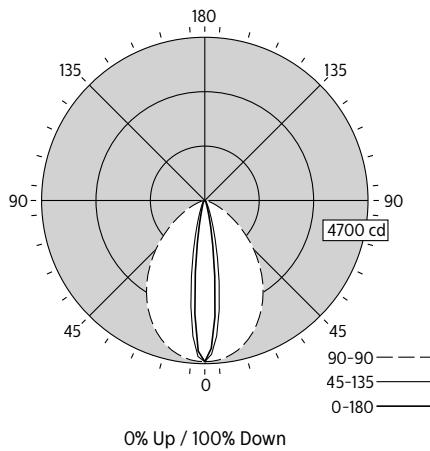
Nominal CRI & CCT		CRI 90, 2700K					CRI 90, 3000K					CRI 90, 3500K					CRI 90, 4000K					CRI 90, 5000K				
Nominal Lumen Package (lm/4ft)	Watts	Flux (lm/4ft) ¹	Efficacy (LPW)	UGR ²	Photometry Report	IES File	Flux (lm/4ft) ¹	Efficacy (LPW)	UGR ²	Photometry Report	IES File	Flux (lm/4ft) ¹	Efficacy (LPW)	UGR ²	Photometry Report	IES File	Flux (lm/4ft) ¹	Efficacy (LPW)	UGR ²	Photometry Report	IES File	Flux (lm/4ft) ¹	Efficacy (LPW)	UGR ²	Photometry Report	IES File
4000	37.2	3,745	100.7	22.1	PDF	IES	3,851	103.5	22.2	PDF	IES	3,993	107.3	22.4	PDF	IES	4,053	109.0	22.4	PDF	IES	4,146	111.5	22.5	PDF	IES
3000	27.4	2,824	103.1	21.1	PDF	IES	2,904	106.0	21.2	PDF	IES	3,002	109.6	21.4	PDF	IES	3,051	111.4	21.4	PDF	IES	3,121	113.9	21.5	PDF	IES
2200	19.5	2,080	106.7	20.1	PDF	IES	2,142	109.8	20.2	PDF	IES	2,209	113.3	20.3	PDF	IES	2,248	115.3	20.4	PDF	IES	2,296	117.7	20.4	PDF	IES
1500	13.7	1,410	102.9	18.7	PDF	IES	1,454	106.1	18.8	PDF	IES	1,496	109.2	18.9	PDF	IES	1,525	111.3	19.0	PDF	IES	1,554	113.4	19.1	PDF	IES

1. 4ft Luminaire photometry has been conducted in accordance with IES LM-79-08. IES files can be downloaded by clicking the links in the table above, or online at ledalite.com. Luminaires with finishes other than standard white may result in a drop in flux and efficacy.
2. Unified Glare Ratio (UGR) is calculated in accordance with CIE 117-1995. Reference conditions of 4Hx8Hx1H and reflectances of 70/50/20% have been applied using the procedure described in CIE 190-2010.

Ambient
Flush MesoOptics Lens
Spacing Criteria: 0.25/1.09



Graze
Reverse Parabolic Optic Flush Lens
Spacing Criteria: 1.00/1.11



Candela plots shown are for 3000lm/4ft, CRI 90, 3500K configurations.

TruGroove perimeter

Footnotes from page 1 ordering guide

1. Nominal values within a range. Not all lumen packages are available with all configurations. Consult photometry data for CRI, color temp, lumens & distribution of chosen configuration.
 2. Not all wiring types are available with all configurations. Consult Ledalite for a complete list of available options.
 3. 347V not available with Battery Pack, DALI, Lutron EcoSystem. Battery packs available in modules > 4ft (lumen package limits may apply, check with Ledalite).
 4. Interact (PoE) options require separate controls hardware by Signify.
 5. Tunable White is available in Interact Office Wired PoE luminaires. Please enquire about options for Tunable White with DALI (DT6 or DT8), 0-10V, Lutron T Series or DMX control (extended lead times may apply).
 6. Luminaires are pre-wired to both ends with quick wire connectors at one end for standard circuit & battery pack trigger wire (if applicable). Each circuit has its own neutral conductor. All circuits are clearly labelled at each end. Please consult factory for Thru Wire options.
 7. Finish is specific to version; Ambient version is finished in White, Graze Version is finished in Black.
 8. Available in continuous run lengths from 2ft in 6" increments.
 9. Other options not shown here may also be possible via a custom request. Extended lead times and minimum order quantities may apply, please consult factory.
- Note:** Due to continuing product improvements, Ledalite reserves the right to change the specifications without notice.