GARDCO

Bollard

Dome/bevel top louver

BRM830/BRM832/BRM834/BRM836

Gardco LED dome and bevel top louver bollards provide uniform illumination, superior spacing and solid vandal resistance. Rugged extruded and cast construction with silicone seals and gasketing assure years of durability. Our advanced stack-louver LED technology and motion response provide maximized light output energy savings.

Project:

Location:

Cat.No:

Type:

Lamps: Qty:

Notes:

Ordering guide

Example: BRM830-42-108L-58-NW-G2-120-BZ

Prefix	Shaft Height	Number of LEDs	Drive Current	LED Color – Generation	Voltage
Dome top	**36** Standard shaft 36"	**54L** 18 LEDs per louver with 180° distribution [1]	**116** 116mA	**WW-G2** Warm White 3000K, 70 CRI Generation 2	**120** 120V
BRM830 With cast aluminum base	42 Standard shaft 42"			NW-G2 Neutral White 4000K, 70 CRI Generation 2	**208** 208V
BRM832 School bollard with cast aluminum base and galvanized tenon throughout luminaire length				CW-G2 Cool White 5000K, 70 CRI Generation 2	**240** 240V
Bevel top					**277** 277V
BRM834 With cast aluminum base		**108L** 36 LEDs per louver with 360° distribution [2]	**58** 58mA		**347** 347V [3]
BRM836 School bollard with cast aluminum base and galvanized tenon throughout luminaire length					

Options		
Motion sensing	**Electrical**	**Finish**
IMRI Integral infrared	**Surge Protection** (10kA standard)	**Textured**
	SP2 Increased 20kA	**BK** Black
		WH White
		BZ Bronze
		DGY Dark Gray
		MGY Medium Gray
		Customer specified
		RAL Specify optional color or RAL (ex: RAL7024)
		CC Custom color (Must supply color chip for required factory quote)

1. 116mA only possible when 54L is selected.
2. 58mA only possible when 108L is selected
3. 347V bollards require and include a step-down transformer in bollard.

Accessories

Service	12NC	Description
(4) 3/8X8X1.5 A/B 2N-2W-1LW + (1) Template		
For shipment with the bollard (order 1 per bollard)	912401538594	KIT, BRM830/834 ANCHOR BOLTs & TEMPL
	912401538592	KIT, BRM832/836 ANCHOR BOLTs & TEMPL

BRM830 series LED bollard

Dome or bevel top louver

LED Wattage and Lumen Values

Ordering Code	LED Qty	LED Current (mA)	Color Temp.	Average System Watts	Lumen Output	BUG Rating	Efficacy (LPW)
BRM83X-54L-116-NW-G2 (Asymmetric)	54	116	4000	41.4	1053	B0-U3-G1	25
BRM83X-108L-58-NW-G2 (Symmetric)	108	58	4000	38.6	1226	B1-U3-G1	32

Values from photometric tests performed in accordance with IESNA LM-79 and are representative of the configurations shown. Actual performance may vary due to installation and environmental variables, LED and driver tolerances, and field measurement considerations. It is highly recommended to confirm performance with a photometric layout.

NOTE: Some data may be scaled based on tests of similar (but not identical) luminaires. Contact factory for configurations not shown.

Predicted Lumen Depreciation Data

Predicted performance derived from LED manufacturer's data and engineering design estimates, based on IESNA LM-80 methodology. Actual experience may vary due to field application conditions.L_{70} is the predicted time when LED performance depreciates to 70% of initial lumen output. Calculated per IESNA TM21-11. Published L_{70} hours limited to 6 times actual LED test hours

Ambient Temperature °C	System Current	LED Current	Calculated L_{70} Hours	L_{70} per TM-21	Lumen Maintenance % at 60,000 hrs
25°C	**1050mA**	**116mA**	**>100,000 hours**	**>60,000 hours**	**88%**

BRM830 series LED bollard

Dome or bevel top louver

Dimensions

BRM830/BRM834

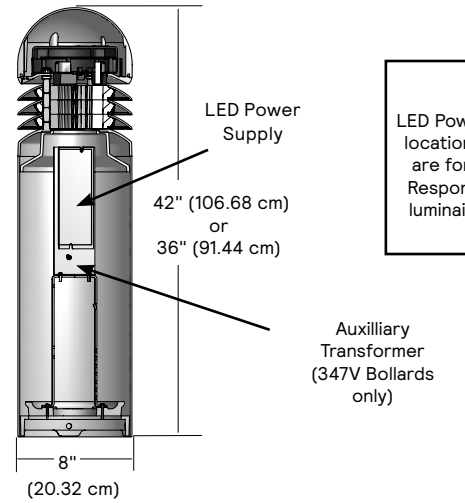

LED Power Supply locations shown are for Motion Response (IMR) luminaires only.

Auxilliary Transformer (347V Bollards only)

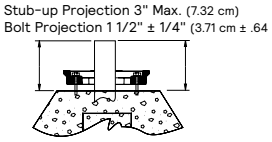

Galvanized tenon throughout luminaire length

BRM832/BRM836

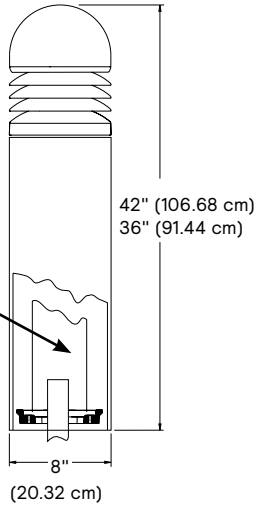

LED Bollard

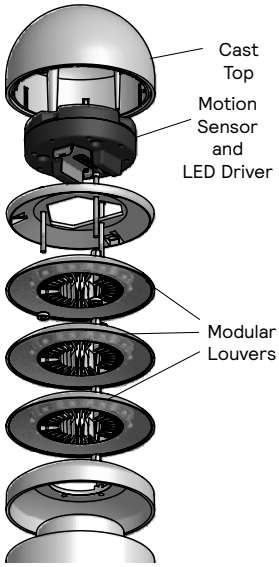

BRM830/BRM834

4 3/4" Bolt Circle (12.07 cm)

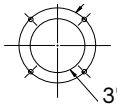

3" Conduit Opening
(7.62 cm)

BRM832/BRM836

4 3/4" Bolt Circle (12.07 cm)

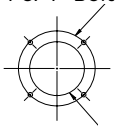

3.5" Conduit Opening
(8.89 cm)

NOTE: Factory supplied template must be used when setting anchor bolts. Gardco will not honor any claim for incorrect anchorage placement from failure to use factory supplied templates.

BRM830 series LED bollard

Dome or bevel top louver

Specifications

Housing

Cast aluminum dome top secures to one-piece louvered casting with three (3) concealed tamper resistant screws.

BRM830 / BRM834: Luminaire features a cylindrical .125" (.318 cm) wall 6063-T5 extruded aluminum base housing. Bottom section has a welded-in cast ring for attachment to base assembly with four (4) hex head set screws.

BRM 832 / BRM836: Luminaire features a .125" (.318 cm) wall 6063-T5 extruded aluminum base housing which connects to the top flange of the mounting tenon with four (4) internal hex bolts, inaccessible after installation.

Light Engine

Gardco LED Bollards feature the advanced Gardco stacked louver LED technology, assuring maxmimized light output. Each individual louver is replaceable if needed or desired.

Mounting

BRM830 / BRM834: Base assembly consists of a cast aluminum platform and ballast mounting bracket. Assembly is secured and leveled to the mounting foundation with four (4) 3/8" X 8" x 1 1/2" (.953 cm x 20.32 cm x 3.81 cm) anchor bolts on a 4 3/4" (12.07 cm) bolt circle.

BRM832 / BRM836: A high strength steel mounting tenon, hot-dip galvanized after fabrication, is secured and double-nut leveled to the concrete footing with (4) 3/8" x 8" x 1 1/2" (.953 cm x 20.32 cm x 3.81 cm) anchor bolts on a 4 3/4" - 5" (12.07 cm - 12.70 cm) bolt circle.

Motion response options

Infrared Motion Response Integral (BL-IMRI): Motion Response module is mounted integral to luminaire factory pre-programmed to 20% dimming when not ordered with other control options. BL-IMRI is set/operates in the following fashion: When motion is not detected for a 5 -minute period, luminaires automatically dim to 20% power and light, gradually over a 2 -minute period. Once Motion is detected, luminaires immediately ramp to full power and light output until motion is not detected for a 5-minute period.

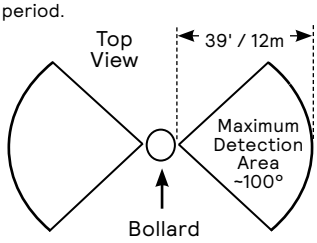

Electrical

Driver: Driver efficiency (>90% standard). 120-277V available. Bollards with 347V require and include a step-down transformer (placed within the bollard shaft) to provide proper input voltage to the LED power supply. Open/short circuit protection. Optional 0-10V dimming to 10% power. RoHS compliant.

Surge protection: Each luminaire is provided as standard with surge protector tested in accordance with ANSI/IEEE C62.45 per ANSI/IEEE C62.41.2 Scenario I Category C High Exposure 10kV/5kA waveforms for Line Ground, Line Neutral and Neutral Ground, and in accordance with U.S. DOE (Department of Energy) MSSLC (Municipal Solid-State Street Lighting Consortium) Model Specification for LED Roadway Luminaires Appendix D Electrical Immunity High Test Level 10kV / 5kA. Optional 20kV is available for additional protection.

Listings

UL 1598 standard, suitable for Wet Locations. Suitable for use in ambients from -40° to 40°C (-40° to 104°F). The quality systems of this facility have been registered by UL to the ISO 9001 series standards.

Finish

Each standard color luminaire receives a fade and abrasion resistant, electrostatically applied, thermally cured, triglycidal isocyanurate (TGIC) textured polyester powdercoat finish. The surface treatment achieves a minimum of 1000 hours for salt spray resistant finish in accordance with testing performed and per ASTM B117 standard. Standard colors include bronze (BZ), black (BK), white (WH), dark gray (DGY), and medium gray (MGY). Consult factory for specs on optional or custom colors.

Warranty

BRM830X luminaires feature a 5-year limited warranty.
See signify.com warranties for complete details and exclusions.

Buy American Act of 1933 (BAA):

This product is manufactured in one of our US factories and, as of the date of this document, this product was considered a commercially available off-the-shelf (COTS) item meeting the requirements of the BAA. This BAA designation hereunder does not address (i) the applicability of, or availability of a waiver under, the Trade Agreements Act, or (ii) the "Buy America" domestic content requirements imposed on states, localities, and other non-federal entities as a condition of receiving funds administered by the Department of Transportation or other federal agencies. Prior to ordering, please visit www.signify.com/baa to view a current list of BAA-compliant products to confirm this product's current compliance.

GENLYTE SOLUTIONS
a signify business

© 2024 Signify Holding. All rights reserved. The information provided herein is subject to change, without notice. Signify does not give any representation or warranty as to the accuracy or completeness of the information included herein and shall not be liable for any action in reliance thereon. The information presented in this document is not intended as any commercial offer and does not form part of any quotation or contract, unless otherwise agreed by Signify.

Signify North America Corporation
400 Crossing Blvd, Suite 600
Bridgewater, NJ 08807
Telephone: 800-555-0050

Signify Canada Ltd.
281 Hillmount Road,
Markham, ON, Canada L6C 2S3
Telephone: 800-668-9008

All trademarks are owned by Signify Holding or their respective owners.