

Day-Brite

CFI

by  Signify

Linear

Little Inch
1" task light

T5 or T5HO



Project: _____
 Location: _____
 Cat.No: _____
 Type: _____
 Lamps: _____ Qty: _____
 Notes: _____

Day-Brite / CFI Little Inch task light is a superior quality 1" miniature fluorescent for general use undercabinet lighting in residential, commercial and institutional applications.

Ordering guide

Example: HP121277WHG

Family	Lamp Type	Voltage ²	Dimming	Finish	Lamp Color Temperature	Options
HP						
HP	<u>1' nominal</u> 108¹ (1) F8T5 (Preheat), miniature bipin base, 12-5/16" <u>2' nominal</u> 113¹ (1) F13T5 (Preheat), miniature bipin base, 21-5/16" 116¹ (2) F8T5 (Preheat), miniature bipin base, 24-1/2" 114 (1) F14T5, miniature bipin base, 22-1/2" 124 (1) F24T5HO, miniature bipin base, 22-1/2" <u>3' nominal</u> 138¹ (1) F8T5 & (1) F13T5 (Preheat), miniature bipin base, 33-1/2" 121 (1) F21T5, miniature bipin base, 34-3/8" 139 (1) F39T5HO, miniature bipin base, 34-3/8" <u>4' nominal</u> 213¹ (2) F13T5 (Preheat), miniature bipin base, 42-1/2" 128 (1) F28T5, miniature bipin base, 46-1/4" 154 (1) F54T5HO, miniature bipin base, 46-1/4"	120 120V 277 277V	blank non-dimming DIM1³ 0-10V dimming DIM2³ Phase dimming	WHG White BLK Black	blank 3000K 35K¹ 3500K 41K 4100K	COW⁴ White grounded convenience outlet CS3W⁴ 6' white U.L. label 3-wire cordset OF Opaque front task lens RSW Factory installed rocker switch SBF GMF slow-blow fuse and holder

Footnotes

1. 3500K and 277V not available with standard pre-heat configurations.
2. 347V not available
3. Dimming available for models HP114, HP124, HP121, HP131, HP128, HP154
4. CS3W & COW options available only for 120V.



HP100/200 Little Inch 1" task light

T5 or T5HO

Features

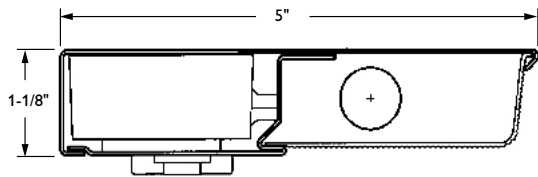
- Class "P" high performance ballast instantly starts lamps without flicker and operates cooler/more quietly/more efficiently than conventional pre-heat systems.
- No external replaceable starter to malfunction or wear out.
- Post fabrication painting eliminates raw edges which can rust or cause injury.
- Limited lifetime warranty.
- Extremely thin 1" deep profile.
- Available in various lengths with standard pre-heat, premium, and high output lamps.
- Quick installation and easy maintenance with hinged wireway.
- Flush ends allow row mounting for continuous illumination.
- Choose translucent lens for diffuse illumination or opaque front task lens for 30% more footcandles without direct edge-glare.

Specifications

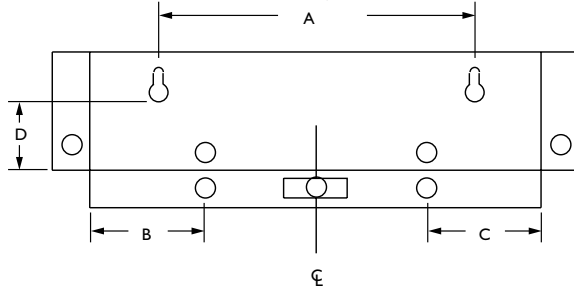
- **Construction:** 20 gauge cold rolled steel housing with corners neatly formed and knockouts flattened. All exposed edges deburred.
- **Electrical/Lamps:** For standard T5 lamps, electronic normal power factor ballast, 120V only. 3000K warm white lamps included. Optional 4100K cool white (41K) lamp available. 7,500 hour average life. For premium T5 lamps, high power factor electronic rapid start ballast. 3000K tri-phosphor lamps included. 3500K (35K) or 4100K (41K) tri-phosphor lamps available in place of standard 3000K. 20,000 hour average life. For T5 high output lamps, high power factor electronic rapid start ballast. 3000K tri-phosphor lamps included. 3500K (35K) or 4100K (41K) tri-phosphor lamps available in place of standard 3000K. 20,000 hour average life.

- **Diffuser:** Translucent opal with minimum 75% transmission or optical one piece co-extruded with clear linear prism bottom and opaque front with minimum 85% transmission. DR acrylic material able to withstand full twisting without breakage, and warranted to remain pliable and light stable.
- **Finish:** Baked on polyester resin powder-coat finish, applied after fabrication over a bonderizing iron phosphate coating.
- **Installation:** All components are installed on a hinged wireway with concealed fasteners for simplified mouting/wiring. Rear access plates and quick connects further ease installation (center rear knockout replaces rear access plate on HP108).
- **Labels:** cULus listed for damp locations.
- **Warranty:** All luminaire components (except for the lamps and ballasts) are warranted against defects during the life of the original installation.

Dimensions



Knockouts and Mounting Holes (Flat Pattern)



Knockouts and Mounting Holes					
Model	Unit Length	A	B	C	D
HP108*	12-5/16"	8-1/16"	-	-	3"
HP113	21-5/16"	17-1/16"	5"	5"	3"
HP116	24-1/2"	20-1/4"	5"	5"	3"
HP138	33-1/2"	29-1/4"	5"	5"	3"
HP213	42-1/2"	38-1/4"	5"	5"	3"
HP114/124	22-1/2"	18-5/16"	5"	5"	3"
HP121/139	34-3/8"	30-1/8"	5"	5"	3"
HP128/154	46-1/4"	41-15/16"	5"	5"	3"

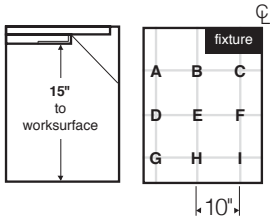
*HP108 provided with rear center knockout in place of access plate

HP100/200 Little Inch 1" task light

T5 or T5HO

Photometry

PHOTOMETRIC DATA



Maintain Footcandles on Worksurface

Cat No.	A	B	C	D	E	F	G	H	I
Standard T5 Luminaries									
HP108	1.0	4.9	25.1	0.8	2.5	6.4	0.5	1.1	1.7
HP113	2.1	10.1	52.1	1.7	5.3	13.3	1.1	2.2	3.6
HP116	2.0	9.7	50.0	1.6	5.1	12.7	1.0	2.1	3.5
HP138	3.2	15.0	77.0	2.5	7.8	19.7	1.6	3.2	5.4
HP213	4.3	20.2	104.0	3.4	10.6	26.5	2.1	4.4	7.2
Premium T5 Luminaries									
HP114	4.0	19.2	97.0	3.1	9.5	24.3	1.9	3.9	6.4
HP121	6.4	30.4	152.0	5.0	15.3	38.6	3.0	6.3	10.2
HP128	9.0	42.3	213.0	7.0	21.3	53.1	4.2	8.7	14.1
T5 High Output Luminaries									
HP124	6.0	28.4	143.0	4.7	14.1	36.0	2.7	5.8	9.4
HP139	10.6	50.7	254.0	8.4	25.5	64.3	5.0	10.5	17.1
HP154	15.5	72.9	368.0	12.0	36.8	91.7	7.2	14.9	24.3



Some luminaires use fluorescent or high intensity discharge (HID) lamps that contain small amounts of mercury. Such lamps are labeled, "Contain Mercury" and/or the symbol "HG". Lamps that contain mercury must be disposed of in accordance with local requirements. Information regarding lamp recycling and disposal can be found at www.lamprecycle.org

