

# Day-Brite CFI

Recessed

Performance Troffers

FluxCurv • SofTrace • FormFlex • ClearAppeal



**Four families, one goal:  
meeting your interior design needs**



## Four families, one goal: meeting your interior design needs

**Daybrite CFI recessed performance troffers** recessed troffers deliver high-performing, even illumination and high visual comfort. The new performance troffers are an ideal choice for office, institutional, education, and general healthcare applications with four architectural styles and integrated control options. Perfect for where energy savings and a match with the design of the space are desired.

Four distinct families are available that each have their own unique look to perfectly match the interior design of your space



FluxCurv



SofTrace



FormFlex



ClearAppeal

## A closer look at performance troffers



Our low-profile housing design allows for a fully illuminated troffer solution that optimizes comfort with multiple lens options.



All four performance troffers can be equipped with integrated sensors without compromising the aesthetics.

**ClearAppeal**  
Diffuse  
(smooth)

**SofTrace**  
Diffuse  
(smooth)  
Diffuse  
(ribbed)

**FluxCurv**  
Diffuse  
(smooth)

**FormFlex**  
Diffuse  
(smooth)  
Diffuse  
(opaque)

Six lens options offered at the same performance level across the four lens designs for wide choice of design options.

High-performance  
**150lm/W**

All four families allow for low power density (w/sqft) with high-performance efficacy of up to 150lm/W.





## FluxCurv offers a concave lens design, ideal for modern office, education and multi-purpose spaces

Offering a regressed curved lens design that is familiar in the market and compliments architectural environments.



Fully luminous aperture provides contemporary appeal to spaces.



Full width lens provides smooth brightness and high visual comfort.



## SofTrace offers smooth and ribbed lens options within one full lens aesthetic

Offering an articulated, frosted lenses that reduce glare.



Glare reduction with frosted lens option.



Sweeping lens design compliments interiors with rounded lines.







## FormFlex offers both opaque and smooth lens options within one gabled lens design



Offering a familiar gabled lens that adds a third design option, expanding our performance recessed portfolio.



Both lens options offer high efficacies.



Full width lens provides smooth brightness and high visual comfort.

## The appeal is clear with ClearAppeal's evenly illuminated lens



Offering a rectangular, dropped lens design that compliments interiors with angular lines.



Even illumination across entire lens.



Regressed aesthetic with balanced glare gradient.




# A closer look at performance troffers

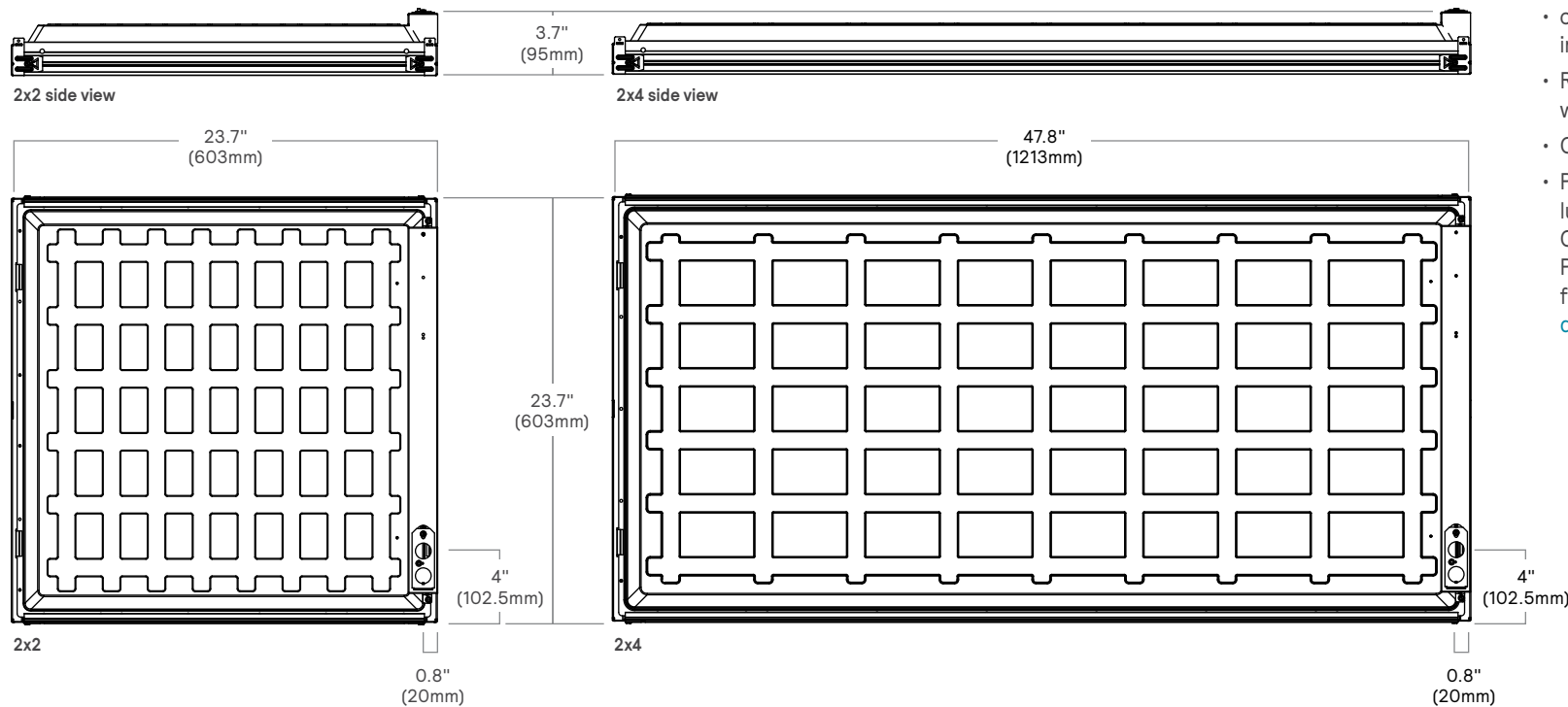


## Sensors

Day-Brite/CFI's performance troffers offer integrated sensors contoured to each lens shape. Available with Interact connected sensors, simple DayOcc or Lutron Athena sensors. Wireless connectivity and sensing options are offered.



## Dimensions



## Validations

- cETLus listed for use in damp locations
- Rated for direct contact with insulation (IC)
- CCEA Chicago Plenum listed
- Performance Troffer luminaires are Designlights Consortium® qualified. Please see the DLC QPL list for exact catalog numbers, [designlights.org/QPL](https://www.designlights.org/QPL)



Visit [signify.com/warranties](https://signify.com/warranties) for more information on Signify's standard 5-year limited warranty.

Not all product variations listed on this page are DLC qualified. To ensure that a specific model is qualified, visit [www.designlights.org/search](https://www.designlights.org/search)




interact  
ready.



## Surface Kits

Day-Brite/CFI's field surface kit is ideal for renovations and new construction opportunities where surface mounting is a necessity.



## Ordering guide (standard & wireless controls)

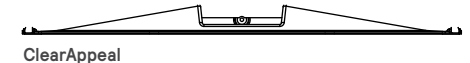
example: 2STZG45L840-4-DS-UNV-DIM-DAYOCC-EM06

Series	Lumens (nominal delivered)		Color	Length	Center Diffuser	Voltage	Driver	Options
			—	—	—	—	—	
<b>2FXCG</b> FluxCurv gen1	<b>Base configs</b> <b>38B</b> 3800 <b>45B</b> 4500	<b>Std. configs</b> <b>20L</b> 2000 <b>30L</b> 3000 <b>38L</b> 3800 <b>45L</b> 4500 <b>54L</b> 5400	<b>CRI/CCT</b> <b>835</b> 80 CRI, 3500K <b>840</b> 80 CRI, 4000K <b>850</b> 80 CRI, 5000K	2 2ft	<b>DS</b> Diffuse (smooth)	<b>UNV</b> Universal Voltage, 120–277V <b>347</b> 347V	<b>DIM<sup>1</sup></b> Dimming <b>SDIM</b> Step dimming to 40% input power <b>LDE1</b> Lutron LDE1, 1% dimming <b>DALI</b> DALI dimming	<b>F1</b> 3/8" flex, 18ga. 6'; 3 leads include hot, neutral, ground
<b>2STZG</b> SofTrace gen3				2 2ft	<b>D</b> Diffuse (ribbed) <b>DS</b> Diffuse (smooth)			<b>F2</b> 3/8" flex, 18ga. 6'; 4 leads include 2 hots, neutral, ground
<b>2FFZG</b> FormFlex gen2				2 2ft	<b>DS</b> Diffuse (ribbed) <b>DSOP</b> Diffuse (opaque)			<b>F2/5W<sup>8</sup></b> 3/8" single flex, 18ga. 6' (for dimmable); 5 leads include hot, neutral, ground, Dim+ / Dim-
<b>2CAZG</b> ClearAppeal gen3				2 2ft	<b>D</b> Diffuse (ribbed) <b>DS</b> Diffuse (smooth)			<b>F2/6W<sup>8</sup></b> 3/8" single flex, 18ga. 6' (for dim & EM); 6 leads include 2 hot, neutral, ground, Dim+ / Dim-
Note: Other lumen options may be ordered in increments of 100lm from 2000 to 5400lm.								
<b>2FXCG</b> FluxCurv gen1	<b>Base configs</b> <b>42B</b> 4200 <b>48B</b> 4800	<b>Std. configs</b> <b>38L</b> 3800 <b>43L</b> 4300 <b>48L</b> 4800 <b>54L</b> 5400 <b>60L</b> 6000 <b>74L</b> 7400	<b>CRI/CCT</b> <b>835</b> 80 CRI, 3500K <b>840</b> 80 CRI, 4000K <b>850</b> 80 CRI, 5000K	4 4ft	<b>DS</b> Diffuse (smooth)	<b>UNV</b> Universal Voltage, 120–277V <b>347</b> 347V	<b>DIM<sup>1</sup></b> Dimming <b>SDIM</b> Step dimming to 40% input power <b>LDE1</b> Lutron LDE1, 1% dimming <b>DALI</b> DALI dimming	<b>GTD/E<sup>3,5</sup></b> UL924 listed Bodine GTD factory installed on driver input
<b>2STZG</b> SofTrace gen3				4 4ft	<b>D</b> Diffuse (ribbed) <b>DS</b> Diffuse (smooth)			<b>GTD/SNSR<sup>3,4,5,6</sup></b> UL924 listed Bodine GTD factory installed between driver & sensor
<b>2FFZG</b> FormFlex gen2				4 4ft	<b>DS</b> Diffuse (ribbed) <b>DSOP</b> Diffuse (opaque)			<b>DAYOCC<sup>8</sup></b> Basic sensor with daylighting and occupancy
<b>2CAZG</b> ClearAppeal gen3				4 4ft	<b>D</b> Diffuse (ribbed) <b>DS</b> Diffuse (smooth)			<b>SWZCS<sup>1,7,8</sup></b> Interact wireless sensor with integral daylight & occupancy sensing, advanced grouping with dwell time
Note: Other lumen options may be ordered in increments of 100lm from 3800 to 7400lm.								
								<b>RADIO<sup>1,7,8</sup></b> Interact RF sensor for wireless connectivity only, no sensing
								<b>IAOSB<sup>1,7,8</sup></b> Interact Pro wireless sensor w/occupancy, daylight, and environmental sensing capabilities
								<b>AG</b> Antimicrobial Finish

1. Integral controls option dimmable to 5% via wireless wall switch (non-controls). 0-10v dimmable to 1% for Standard configurations, and to 10% for Base configurations.
2. Specify only with -DIM driver option (Integrated sensor options).
3. Not available with 347V.(EM6/10/14, GTD, nor GLR).
4. GTD/SNSR not available with Bodine EM battery packs. Only available with sensor options.

5. Must be installed in conjunction with a UL1008 device.
6. Must be ordered with an integral sensing option.
7. Must order IRT9015 Interact commissioning remote with each system order.
8. Flex cables with dimming leads not available with sensors.
9. Third party sensors available, please enquire about options for Lutron Athena, Vive, or others.

## Styles & Shapes



# GENLYTE SOLUTIONS

a gnify business

© 2025 Signify Holding. All rights reserved. The information provided herein is subject to change, without notice. Signify does not give any representation or warranty as to the accuracy or completeness of the information included herein and shall not be liable for any action in reliance thereon. The information presented in this document is not intended as any commercial offer and does not form part of any quotation or contract, unless otherwise agreed by Signify.

Signify North America Corp.  
400 Crossing Blvd, Suite 600  
Bridgewater, NJ 08807  
Telephone: 800-555-0050

Signify Canada Ltd.  
281 Hillmount Road,  
Markham, ON, Canada L6C 2S3  
Telephone: 800-668-9008

All trademarks are owned by Signify Holding or their respective owners.